



InvestMalaysia

investmalaysia.mida.gov.my

Application for Manufacturing Licence User Guide for Applicant

Learn About the System

Powered by  **eTRANS**

Table of Contents

Chapter 1	INTRODUCTION	4
1.1	Intended User	4
1.2	Web Browser	4
1.3	URL	4
1.4	Common Fields and Definitions	4
Chapter 2	INVEST MALAYSIA ONLINE PORTAL	7
2.1	Login Page	7
2.2	Registration Page	9
2.3	Dashboard Page	12
2.3.1	Task and Task List	13
2.3.2	My Company	14
2.3.3	Register Company	20
2.3.4	Applications	25
2.3.5	Applications (Appeal)	29
2.3.6	Colour Brush	31
Chapter 3	COMMON SECTIONS FOR (ALL APPLICATION)	32
3.1	Company	32
3.2	Previous Approval Records	34
3.3	Application Information	35
3.3.1	Application Type – New	35
3.3.2	Application Type – Expansion	38
3.3.3	Application Type – Diversification	41
3.3.4	Application Type – Regularisation	44
3.4	Project Cost	46
3.4.1	Application Type – New	46
3.4.2	Application Type – Expansion/Diversification/Regularisation	48
3.5	Project Financing	51
3.5.1	Application Type - New	51
3.5.2	Application Type – Expansion/Diversification/Regularisation	55
3.6	Manpower	59
3.6.1	Application Type - New	59
3.6.2	Application Type – Expansion/Diversification/Regularisation	60
3.7	Specific Industry	63
3.7.1	Application Type – New	63
3.7.2	Application Type – Expansion/Diversification/Regularisation	65
3.8	Additional Information	68
3.9	Company Operation and Technology	74
3.10	Supporting Documents	77
3.11	Eligibility Criteria	79

3.12	Declaration	80
3.13	Print Preview Application Form	89
3.14	Application is Submitted to processing division.....	90
3.15	Application is Returned by MIDA due to incomplete information.....	91
3.16	Acknowledgement Email and Letter when application is received and being processed	92
3.17	Email Notification when application is successful	93
3.18	Download Decision Letter and Verify QR Code	94
3.18.1	View Successful Application.....	94
3.18.2	Download Decision Letter	95
3.18.3	Verify QR Code	97
Chapter 4	APPLICATION FOR MANUFACTURING LICENCE.....	99
4.1	Application for New Manufacturing Licence	99
4.2	Application for Manufacturing Licence on Expansion Project by a Licenced Manufacturer or by an Existing Non-Licenced Manufacturer	102
4.3	Application for Manufacturing Licence on Diversification Project by a Licenced Manufacturer or by an Existing Non-Licenced Manufacturer	105
4.4	Application for Manufacturing Licence on a Regularisation Project	108
 List of Appendix		
Appendix 1: System Flow Diagram		111

Chapter 1 INTRODUCTION

This user guide will walkthrough the process of submitting application for Manufacturing Licence by providing step-by-step instructions with illustrations to help applicant understand each step.

1.1 Intended User

This user guide is targeted for:

- Applicant or Company

1.2 Web Browser


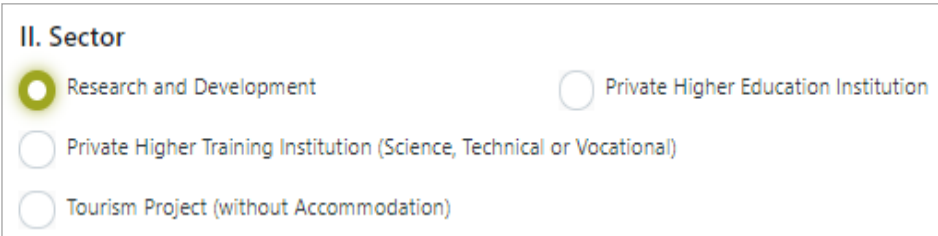
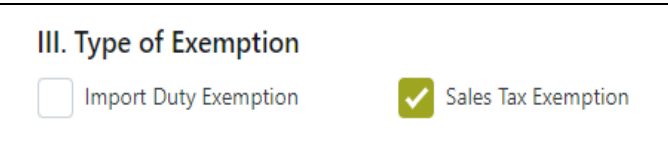
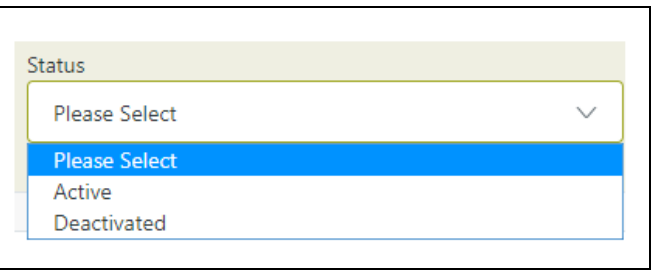
Best viewed in 1024 x 768 using Google Chrome or Mozilla Firefox. This website is mobile responsive.

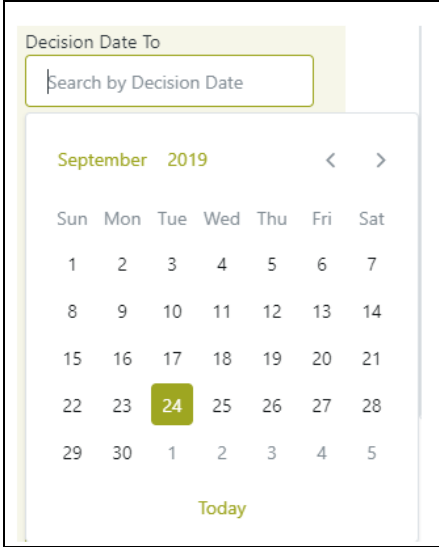

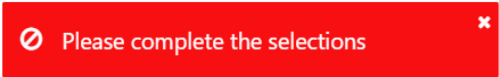
1.3 URL

<https://investmalaysia.mida.gov.my>

1.4 Common Fields and Definitions

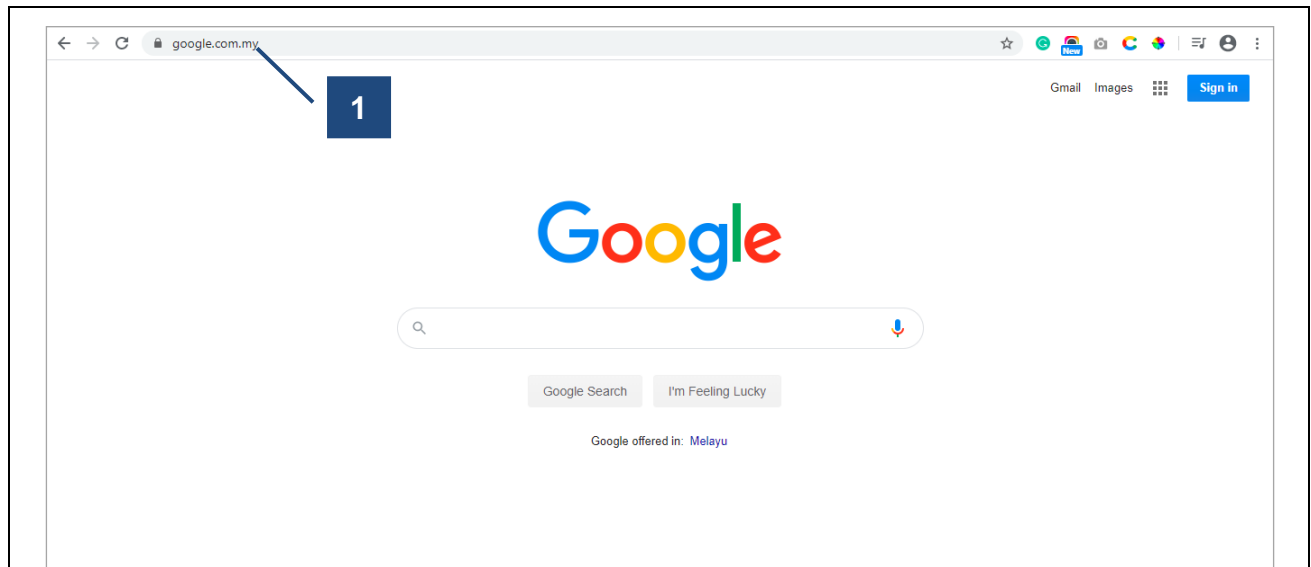
No.	Field	Description
1.	Textbox	<p>A box that allow user to type-in information. Usually, it has characters limit.</p> <div><p>Correspondence Address</p><p>9800 Montgomery Blvd NE</p></div> <p>If there is an asterisk (*) mark at the textbox, it means the information is required/mandatory.</p>
2.	Button	<p>An item that allow user to click and it will respond according to it's purpose; usually denoted as the button's name.</p>

No.	Field	Description
		
3.	Radio button	<p>A selection features that allows the user to choose only ONE selection from the data sets. Usually it's round-shaped.</p> 
4.	Check Box	<p>A selection features that allows the user to check/uncheck selections from the data sets. Usually it's box-shaped.</p> 
5.	Dropdown	<p>A features that allows user to select a value from a series of option. Usually when user click a dropdown, a list of options will be displayed vertically and user may select one value from the list.</p> 
6.	Calendar	<p>A features that allows user to select a date from a calendar and/or time from a time range.</p>

No.	Field	Description
		
7.	Success Message	<p>A message that is displayed once an action taken was successful. It is displayed in green color.</p> 
8.	Error/Failure message	<p>A message that is displayed once an action taken was failed. It is displayed in red color.</p> 

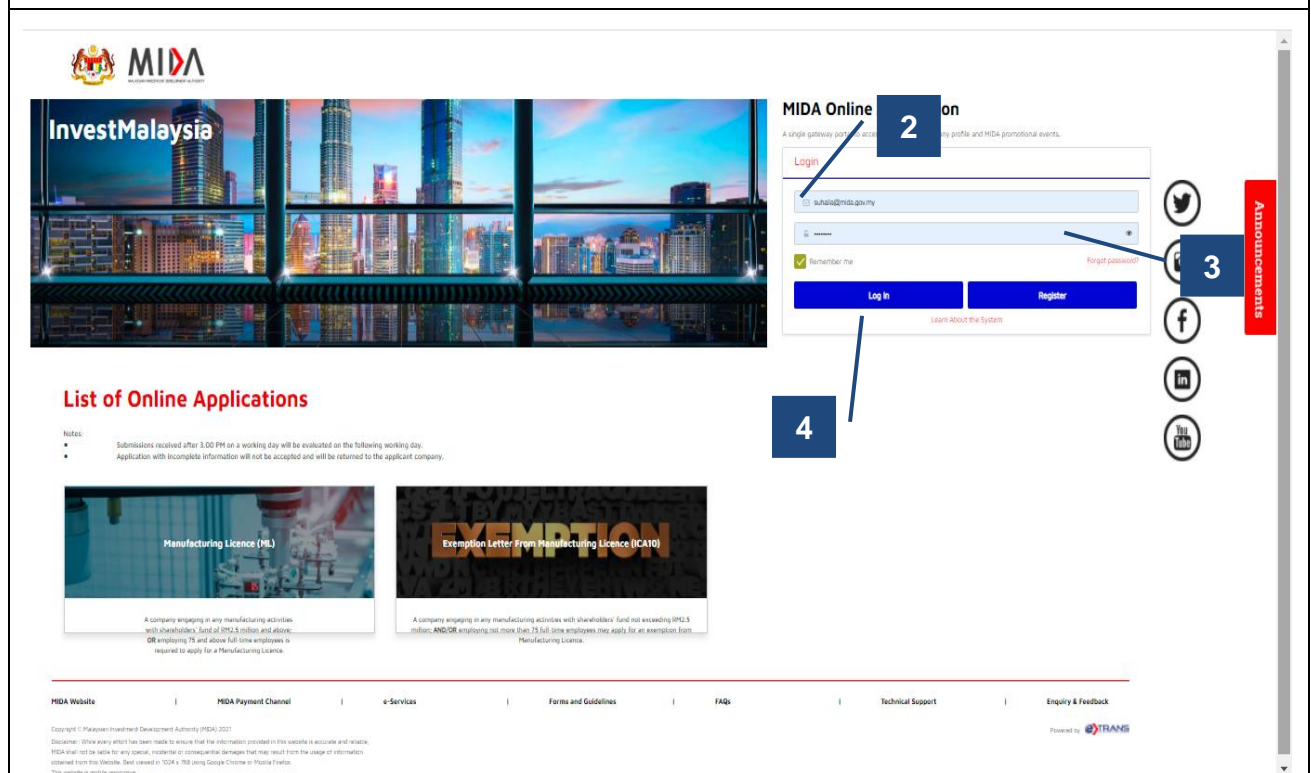
Chapter 2 INVEST MALAYSIA ONLINE PORTAL

2.1 Login Page



1. Open web browser.

Insert URL: <http://investmalaysia.mida.gov.my>



2. Enter username (must use the email that has been registered);

3. Enter password; and

4. Click the **[Log In]** button

System will redirect to the '**Dashboard**' page.

2.2 Registration Page

1. Go to Investmalaysia website :

MIDA
Malaysia Investment Development Authority

InvestMalaysia

MIDA Online Application
A single gateway portal to access applications, company profile and MIDA promotional events.

Login

☒ Remember me [forgot password?](#)

Log In **Register** [Learn About the System](#)

List of Online Applications

Manufacturing Licence (ML)
A company engaging in any manufacturing activities with shareholders' fund of RM2.5 million and above OR employing 75 and above full time employees is required to apply for a Manufacturing Licence.

Exemption Letter From Manufacturing Licence (ICAI0)
A company engaging in any manufacturing activities with shareholders' fund not exceeding RM2.5 million AND/OR employing not more than 75 full time employees may apply for an exemption from Manufacturing Licence.

Footer:
MIDA Website | MIDA Payment Channel | e-Services | Forms and Guidelines | FAQs | Technical Support | Enquiry & Feedback
Copyright © Malaysian Investment Development Authority (MIDA) 2021
Disclaimer: While every effort has been made to ensure that the information provided in this website is accurate and reliable, MIDA shall not be liable for any special, incidental or consequential damages that may result from the usage of information obtained from this Website. Best viewed in 1024 x 768 using Google Chrome or Mozilla Firefox.
This website is mobile responsive.
Powered by **EXTRANS**

2. Click [Register]

[Back to Login Page](#)
Create Account

Registration
** All fields are mandatory*

Title *

Name *

Designation *

Email *

Password * Confirm Password *

Phone No. *

Address *

Please provide a valid email address as it will be used as the Username. You are also required to verify the email by clicking the link in the email which the system will send.

3. Fill up all the details and click [Register]

4. Applicant Email Verification *First time registration

InvestMalaysia - Applicant Email Verification

Dear Farid1,

You have successfully registered yourself to the InvestMalaysia Online Portal. Please click the link below to verify your email address.

[Confirm My Email Address](#)

Thank you.

Regards,

InvestMalaysia Administrator

Malaysian Investment Development Authority (MIDA)

MIDA Sentral, No. 5, Jalan Stesen Sentral 5, Kuala Lumpur Sentral, 50470 Kuala Lumpur, Malaysia

Tel: 603-2267 3633 Fax: 603-2274 7970 Email: investmalaysia@mida.gov.my

InvestMalaysia Online Portal: <https://investmalaysia.mida.gov.my>

Official Website: <https://www.mida.gov.my>

This is a system generated email. No signature required. Please do not reply to this email.

5. Once click on – [Confirm My Email Address] – system will pop up navigation screen

Thank You for Registering with MIDA.

Your email is successfully verified. Please login with your email to start using InvestMalaysia.

Login to InvestMalaysia

Login To i-Incentives Portal

Enquiry / Feedback

Technical Support

6. Click [Login to investMalaysia]

InvestMalaysia

MIDA
Malaysia Investment Development Authority

MIDA Online Application
A single gateway portal to access applications, company profile and MIDA promotional events.

Login

sub@malaysia.gov.my

Remember me [Forgot password?](#)

[Log In](#) [Register](#) [Learn about the System](#)

List of Online Applications

Notes:

- Submissions received after 3.00 PM on a working day will be evaluated on the following working day.
- Applications with incomplete information will not be accepted and will be returned to the applicant company.

Manufacturing Licence (ML)

A company engaging in any manufacturing activities with shareholders' fund of MYR 5 million and above, OR employing 75 and above full-time employees is required to apply for a Manufacturing Licence.

Exemption Letter From Manufacturing Licence (ICAI0)

A company engaging in any manufacturing activities with shareholders' fund not exceeding MYR 5 million AND/OR employing not more than 75 full-time employees may apply for an exemption from Manufacturing Licence.

MIDA Website | MIDA Payment Channel | e-Services | Forms and Guidelines | FAQs | Technical Support | Enquiry & Feedback

Copyright © Malaysia Investment Development Authority (MIDA) 2021.
Disclaimer: Efforts have been made to ensure that the information provided in this website is accurate and reliable. MIDA shall not be liable for any special, incidental or consequential damages that may result from the usage of information obtained from this website. Best viewed in 1024 x 768 using Google Chrome or Mozilla Firefox. This website is mobile responsive.

Powered by **TRANS**

7. Applicant needs to register company details before proceed to apply applications.

Hello, Farid1

Welcome to **InvestMalaysia** Online Portal

- [Register Company](#)
- [Update User Profile](#)
- [Enquiry and Feedback](#)
- [Technical Support](#)

8. Click **[Register Company]** and refer to 2.2.3 for further details.

2.3 Dashboard Page

1 Welcome, Applicant

2 Tasks

4 Register Company

2 Task List

Tasks	Status	Last Updated
ML202100063 15670 Manufacturing	Return for Resubmission	14 Jan
ML202100025 15460 Manufacturing	Return for Resubmission	9 Jan

3 My Company

FA Industries Sdn Bhd

FA Industries Sdn Bhd
No. 5A, Jalan 51/217, Off Jalan Templer, Petaling Jaya, Selangor | Company Profile

Application No.	MIDA Reference No.	Application	Application Type	Application Status
ML202100013		Manufacturing Licence	New	In Progress
ML202100011		Manufacturing Licence	New	Draft
PDA202100002		Permit Under Petroleum Development Act, 1974 (PDA2)	New	Draft

16 to 18 of 18 records

4 Registration Status

No.	Company Name	Registration No.	Status
1.	FA Gourmet Sdn. Bhd.	50012-Z	Pending Approval

5

1. The **Main Menu** is a menu that will be on every page to make it easy for users to access each page.
2. The **Tasks and Task List** shall display a task list that needs to take action by the applicant (**Refer 2.2.1 Task List**).
3. **My Company** shall display a list of companies and applications for the applicant (**Refer 2.2.2 My Company**).
4. **Register Company** to allow applicants to create a new company (**Refer 2.2.3 Register Company**).
5. **Color Brush** to customize the theme (**Refer 2.2.5 Color Brush**).

2.3.1 Task and Task List

Task List

Tasks	Status	Last Updated
ML202100063 15670 Manufacturing	Return for Resubmission	14 Jan
ML202100025 15460 Manufacturing	Return for Resubmission	9 Jan

View All

1. Click the application link [ML202100063|15670|Manufacturing](#) and below page shall be displayed.

Progress (1/12)

- A Company**
- B Previous Company Activity/Project
- C Application Information
- D Project Cost
- E Project Financing
- F Manpower
- G Specific Industry
- H Additional Information

Company Profile

Company Name: FA Industries Sdn Bhd

Registration Type: Registration Of Company (ROC)

Company Registration No.: 0123456K

New SSM Company Registration No.:

Date of Incorporation: 10/10/2010

Income Tax Reference No.: ITRNFAISB001

EPF No.:

SOCISO No.:

Applications that are returned by the officer for correction purposes or for more information will be listed on the task list.

2.3.2 My Company

My Company

FA Industries Sdn Bhd

FA Industries Sdn Bhd

No. 5A, Jalan 51/217, Off Jalan Templer, Kepong Jaya, Selangor

Company Profile (IRPM) Payment History

Application No.	MIDA Reference No.	Application	Application Type	Application Status
ML202100013		Manufacturing Licence	New	In Progress
ML202100011		Manufacturing Licence	New	Draft
PDA202100002		Permit Under Petroleum Development Act, 1974 (PDA2)	New	Draft

16 to 18 of 18 records

My Company section included 2 main items which are a list of companies, a list of applications, and a company profile.

1. Select any of the listed **companies**

A list of applications for the company shall be displayed.

Application No.	MIDA Reference No.	Application	Application Type	Application Status
ML202100013		Manufacturing Licence	New	In Progress
ML202100011		Manufacturing Licence	New	Draft
PDA202100002		Permit Under Petroleum Development Act, 1974 (PDA2)	New	Draft

- a. Click the **[Application No.]** link

The application page shall be displayed.

MIDA MALAYSIAN INVESTMENT DEVELOPMENT AUTHORITY Dashboard Tasks Applications I-Incentives Customer Service Private Investment Applicant

< Back to Application List
Manufacturing Licence Draft

Company Name: FA Industries Sdn Bhd Application No.: ML202100011 Application Form Application History

Application Type: New

Progress (1 / 12)

- A Company
- B Previous Company Activity/Project
- C Application Information
- D Project Cost
- E Project Financing
- F Manpower
- G Specific Industry
- H Additional Information

Company Profile

Company Name: FA Industries Sdn Bhd

Registration Type: Registration Of Company (ROC)

Company Registration No.: 0123456K New SSM Company Registration No.:

Date of Incorporation: 10/10/2010 Income Tax Reference No.: ITRNFAIS8001

EPF No. SOCSO No.

The system shall display all sections and the section details. The company can view, update, and delete the information.

My Company

FA Industries Sdn Bhd

FA Industries Sdn Bhd
No. 5A, Jalan 51/217, Off Jalan Templer, Petaling Jaya, Selangor

Company Profile (IRPM) Payment History

- Click the **[Company Profile]** link
Company Details page shall be displayed.

Particular Board of Director *

No.	Name	Nationality	Shares Held in the Company
1.	Dato Mikael	Malaysia	100.0

Add Record

Total 100 %

Contact Person *

No.	Title *	Name *	Designation *	Email *	Phone No. *	Fax No.	Action
1.	Mrs.	Hasnah	Executive	publicusermida@gmail.com	0322676666		
2.	Ms.	Applicant	Manager	mimidacompany05@gmail.com	01901234567		

Add Record

Authorised Person (Position should be a Manager and above)

No.	Title	Name *	Designation *	ID Type *	Identity Card/Passport No. *	Email *	Phone No.	Digit Certifi
1.	Mr.	Kamil	Manager	National Identity Card	900120026715	azeem.mida3@gmail.com	0123456789	Verifie

Add Record

No.	Submitted Document	Attachment
1.	Memorandum and Articles of Association (M & A)	02122020_Santha_ProjectFinance.png
2.	Corporate Profile from Companies Commission of Malaysia (CCM)	02122020_Santha_ProjectFinance.png
3.	Form 9 Certificate of Incorporation/Registration of a Company	02122020_Santha_ProjectFinance.png
4.	Form 44 Particulars of Registered Address	02122020_Santha_ProjectFinance.png
5.	Form 49 Particulars of Directors/Officers	02122020_Santha_ProjectFinance.png
6.	Form 24 Particulars of Share Capital	02122020_Santha_ProjectFinance.png
7.	Particulars of Shareholder	02122020_Santha_ProjectFinance.png
8.	Particulars of Company Secretary	02122020_Santha_ProjectFinance.png

-- To Be Updated By MIDA -- Last Updated By on

Sector

☐ Manufacturing
 ☐ Private Healthcare
 ☐ Waste Eco Park (WEP)
 ☐ Logistic Services
 ☐ Other Services

☐ Research and Development
 ☐ Hotel & Tourism
 ☐ Oil & Gas
 ☐ Design Services

☐ Private Education
 ☐ Green Technology
 ☐ Global Establishment
 ☐ Professional Services

Update

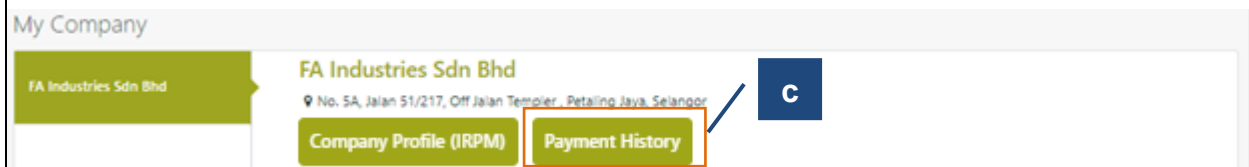
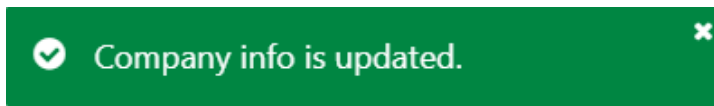
ii

i. Update the company's profile and all required details:

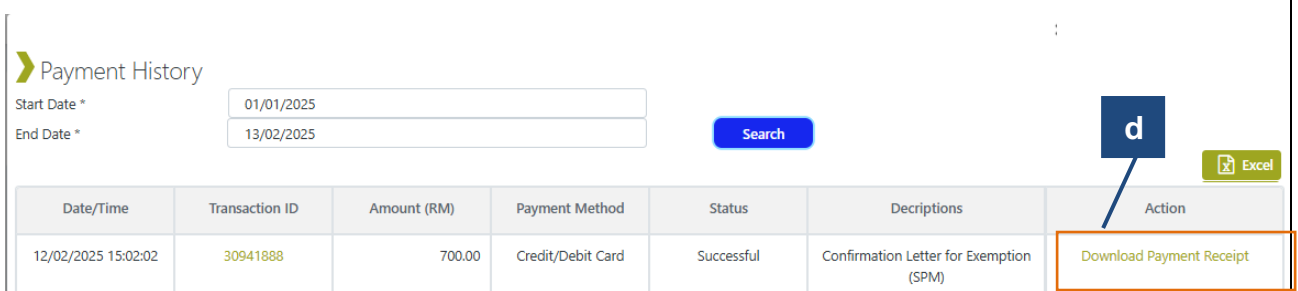
- Date of Incorporation *
- Income Tax Reference No.
- EPF No.
- Socso No.
- Address *
- Postcode *
- Region *
- Country *

- i) State *
- j) City *
- k) Company Website
- l) Company Background *
- m) Particular Board of Director *
- n) Contact Person *
- o) Authorised Person (Position: Manager and above) *


ii. Click the **[Update]** button and system shall display success message:



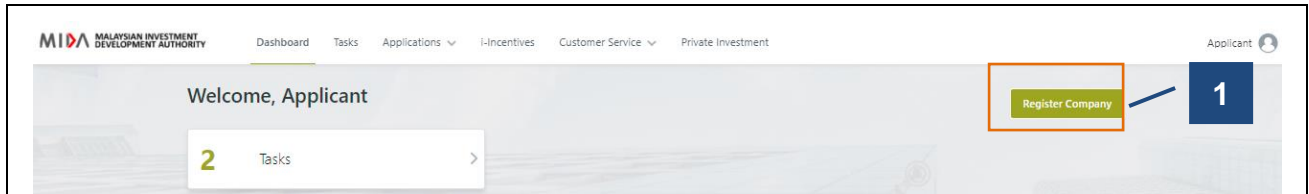
c. Click the **[Payment History]** link to display the payment history popup page.



d. Click the **[Download Payment Receipt]** link to open and download the payment receipt..

		MALAYSIAN INVESTMENT DEVELOPMENT AUTHORITY MIDA Sentral, No. 5 Jalan Stesen Sentral 5, Kuala Lumpur Sentral, 50470 Federal Territory of Kuala Lumpur, Tel: 603-22673633		<div>ASAL</div> TARIKH : 12/2/2025 NO. RESIT : NR-2502000012 ID PENGGUNA : MPay Channel KOD PTJ / DANA : H00	
RESIT RASMI					
DITERIMA DARIPADA	<div></div>				
ALAMAT	<div>L. HOTEL 000 JALAN SENTRAL 5, KUALA LUMPUR</div>				
UNTUK BAYARAN	<div>INVESTMALAYSIA - CONFIRMATION LETTER FOR EXEMPTION (SPM)</div>				
RINGGIT MALAYSIA	<div>TUJUH RATUS SAHAJA</div>				
RM	<div>700.00</div>				
CARA BAYARAN/RUJUKAN	<div>NR-2502000012</div>				
<p>* Jika pembayaran melalui cek, resit ini dianggap sah hanya setelah cek ditunaikan</p> <p>* Resit ini dijana oleh komputer. Tandatangan tidak diperlukan</p>					

2.3.3 Register Company

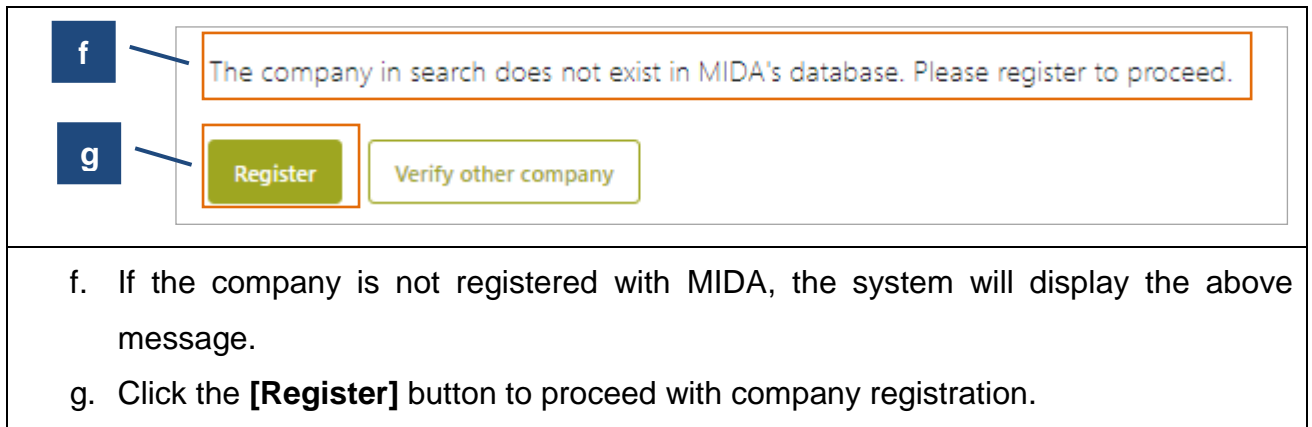


1. Click the **[Register Company]** button
Register Company page shall be displayed.

- a. Enter the exact details for Company Name * (This includes symbol characters (.) and abbreviations (Sdn Bhd));
- b. Registration Type *;
- c. Registration No. *; and
- d. Click the **[Validate Company]** button



- e. If the company is registered with MIDA, the system will display the above message.



The screenshot shows a user interface with two callout boxes. Callout 'f' points to a message box that says 'The company in search does not exist in MIDA's database. Please register to proceed.' Callout 'g' points to a green 'Register' button and a light green 'Verify other company' button.

f. If the company is not registered with MIDA, the system will display the above message.

g. Click the **[Register]** button to proceed with company registration.

MIDA MALAYSIAN INVESTMENT DEVELOPMENT AUTHORITY

Dashboard Tasks Applications ▾ I-Incentives Customer Service ▾ Private Investment Applicant

Company Registration

Company Registration

☒ Local Company ☐ Foreign Company

Name

Applicant

Email

mimidacompany05@gmail.com

Company Name *

FA Gourmet Sdn. Bhd.

Date of Incorporation * **Registration Type** **Registration Number ***

12/10/2009 Registration Of Company (ROC) 50012-Z

Income Tax Reference No. **EPF No.** **SOCISO**

Address *

No 12-14 Jalan Anggerik Mokara 31/65

Kota Kemuning

State **City** **Postcode**

Selangor Shah Alam 40500

Company Website

Company Attachment

No.	Documents to be submitted	Attachment
1	Memorandum and Articles of Association (M & A)	Test for upload file 1.pdf
2	Corporate Profile from Companies Commission of Malaysia (CCM)	Test for upload file 1.pdf
3	Form 9 Certificate of Incorporation/Registration of a Company	Test for upload file 3.pdf
4	Form 13 Certificate of Change of Company Name	Test for upload file 3.pdf
5	Form 44 Particulars of Registered Address	Test for upload file 1.pdf
6	Form 49 Particulars of Directors/Officers	Test for upload file 6.pdf
7	Form 24 Particulars of Share Capital	Test for upload file 6.pdf
8	Particulars of Shareholder	Test for upload file 6.pdf
9	Particulars of Company Secretary	Test for upload file 2.pdf

h

i

Register Close

h. Enter company details such as:

- i. Date of Incorporation *
- ii. Income Tax Reference No.
- iii. SOCISO No.
- iv. EPF No.
- v. Address *

- vi. State *
- vii. City *
- viii. Postcode *
- ix. Company Website
- x. Company Document Attachment * (Latest SSM company profile)
- i. Click the **[Register]** button

Your Company Is Now Pending for Approval!

Your company is successfully registered and pending for approval from MIDA. You will receive an email notification once your company registration is approved.

j

- j. The system will prompt the above message. You will receive an email after registration approve by MIDA.

k

The company in search is already being registered and pending for approval.

Verify other company

Registration Status

No.	Company Name	Registration No.	Status
1.	FA Gourmet Sdn. Bhd.	50012-Z	Pending Approval

l

- k. This validation shall be displayed if the company in search is already being registered and pending for approval.

- l. **Registration Status** will be displayed on the dashboard.

The company you're searching for already exist in MIDA database. Please get in touch with the following contact person(s):

Name: Nur Hazwani

Name: Anny Rozana Binti Mohd Faizal Kim

Verify other company

m

- m. This validation shall be displayed if the company in search already exists.

The company you're searching for already exist with same Company Name but different Registration No. in MIDA database. Please get in touch with the following contact person(s):

Name: Nur Hazwani

Name: Anny Rozana Binti Mohd Faizal Kim

Verify other company

n

- n. This validation shall be displayed if the company in search already exists but with different Registration No.

The company you're searching for already exist with same Registration No. but different Company Name in MIDA database. Please get in touch with the following contact person(s):

Name: Nur Hazwani

Name: Anny Rozana Binti Mohd Faizal Kim

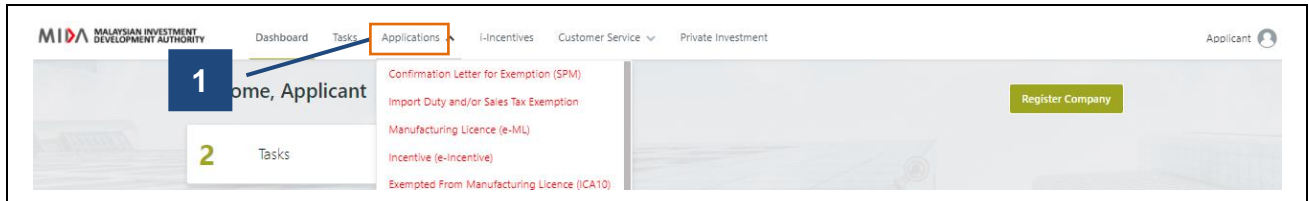
Verify other company

p

o

- o. This validation shall be displayed if the company in search already exists with the same Registration No. but different Company Name.
- p. Click the **[Verify other company]** button to verify other companies.

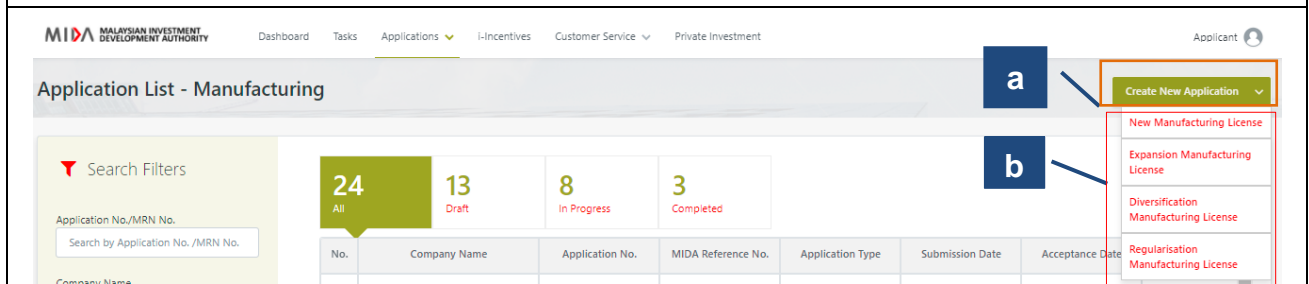
2.3.4 Applications



1. Click the **[Applications]** menu

The system will display all online applications in the dropdown menu.

Click on the selected application. The system will redirect to the **'Application'** page.

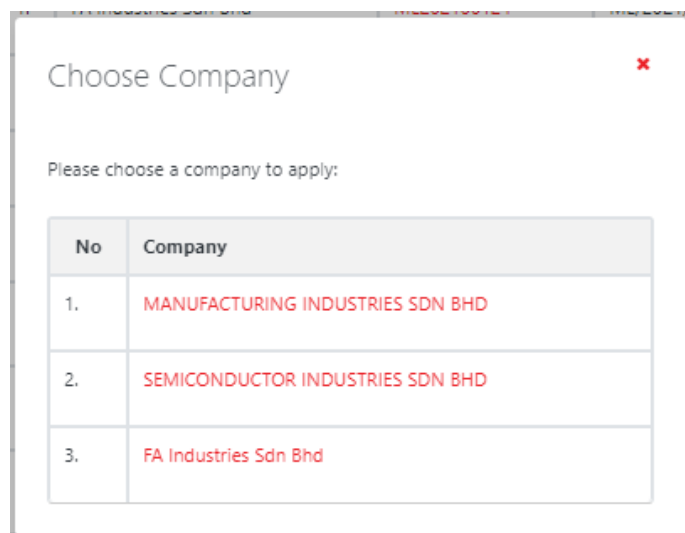


a. Click the **[Create New Application]** button

b. The system will display the application types in the dropdown list.

Click on the selected application type.

c. If the user had registered more than one company, system will prompt user to select the company user wish to apply for.



d. Click on the company name.



OR



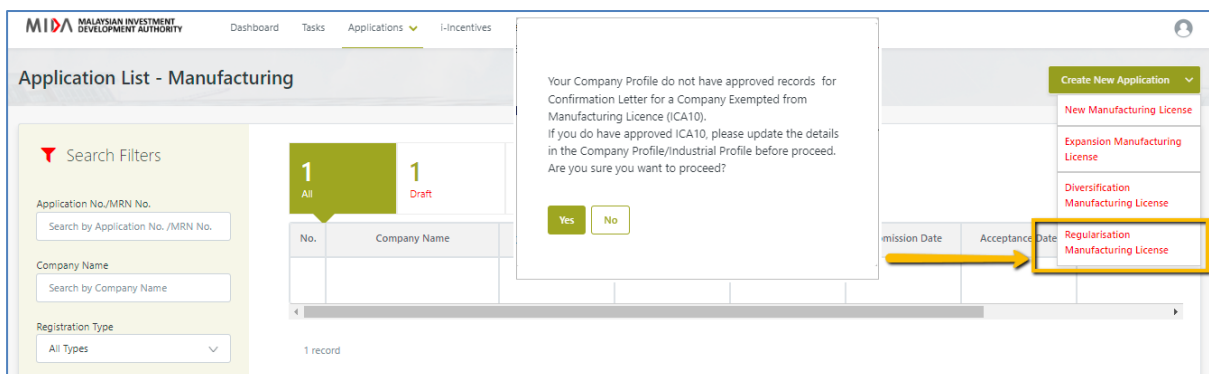
e. If the selected company does not meet the condition to apply for the selected application type, system will pop-up a notification

- i. This validation shall be displayed if the user selected **[Expansion Manufacturing Licence]** or **[Diversification Manufacturing Licence]** for a newly registered company
- ii. This validation shall be displayed if the user selected **[New Manufacturing Licence]** for a licenced manufacturer.

f. If successful, the system will redirect the user to the '**Application Form**'.

g. If user select **[Regularisation Manufacturing Licence]** button, system will perform the following validation:

- i. System shall proceed to redirect the user to the '**Application Form**' if user has previous approved Confirmation Letter for a Company Exempted from Manufacturing Licence (herein after referred to as "ICA10").
- ii. If user do not have previous approved "ICA10", system will display the following notification:



- iii. User may proceed if do not have approved “ICA10”, else user is advised to update previous approved “ICA10” in the Company Profile (IRPM) page before proceed to apply for “Regularisation Manufacturing Licence”.

The screenshot displays the MIDA Manufacturing Licence application interface. At the top, there's a navigation bar with links like Dashboard, Tasks, Applications, I-Incentives, Customer Service, and Private Investment. Below this, the main header shows 'Manufacturing Licence' with a 'Draft' status. A progress bar indicates the current step is 'Company' (1/12). The form is divided into four main sections: i. Banner (top), ii. Buttons (right), iii. Sections (left sidebar), and iv. Application Form (main content area). The Application Form section contains fields for Company Name, Application No., Application Type, Registration Type, Company Registration No., New SSM Company Registration No., Date of Incorporation, Income Tax Reference No., EPF No., and SOCSO No.

There are 4 components in the ‘**Application Form**’ page which are:

- Banner** - will display basic application information such as:
 - Company Name
 - Application No. and
 - Application Type
- List of **Buttons** - will display Application Form Print Preview and Application Trail
- List of **Sections** - will display all sections involved in the application form
- Application Form** - will display the detailed application form and need to fill in by the applicant/company

MIDA MALAYSIAN INVESTMENT DEVELOPMENT AUTHORITY Dashboard Tasks Applications I-Incentives Customer Service Private Investment Applicant

Application List - Manufacturing

Create New Application

g

Search Filters

Application No./MRN No.
Search by Application No. /MRN No.

Company Name
Search by Company Name

Registration Type
All Types

Company Registration No.
Search by Company Reg No.

Application Date From
Search by Application Date

Application Date To
Search by Application Date

Acceptance Date From
Search by Acceptance Date

Acceptance Date To
Search by Acceptance Date

Decision Date From
Search by Decision Date

Decision Date To
Search by Decision Date

Application
Q

Application Type
Q

Sector
Q

Status
Q

Registered State
Q

Correspondence State
Q

Factory/Premise State
Q

Search Reset

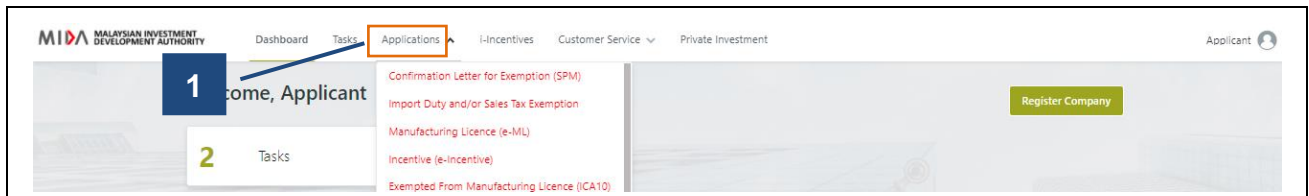
No.	Company Name	Application No.	MIDA Reference No.	Application Type	Submission Date	Acceptance Date	Decision Date
3.	FA Industries Sdn Bhd	ML202100121	ML/2021/00070	New	15/02/2021	15/02/2021	
4.	FA Industries Sdn Bhd	ML202100123	ML/2021/00072	New	15/02/2021	15/02/2021	16/02/2021
5.	MANUFACTURING INDUSTRIES SDN BHD	ML202100047	ML/2021/00026	New	14/01/2021	14/01/2021	
6.	SEMICONDUCTOR INDUSTRIES SDN BHD	ML202100048	ML/2021/00028	Expansion	14/01/2021	14/01/2021	
7.	SEMICONDUCTOR INDUSTRIES SDN BHD	ML202100052	ML/2021/00032	Expansion	14/01/2021	14/01/2021	15/01/2021
8.	MANUFACTURING INDUSTRIES SDN BHD	ML202100013		New	10/01/2021		
9.	MANUFACTURING INDUSTRIES SDN BHD	ML202100015		New	10/01/2021		
10.	SEMICONDUCTOR INDUSTRIES SDN BHD	ML202100005	ML/2021/00016	New	09/01/2021	12/01/2021	12/01/2021

1 to 10 of 24 records

< 1 2 3 >

- h. The system provides a search page for applicant/company to search the application information by entering information such as Company Name, Application No., MIDA Reference No., Sector, Status, and a combination of some application information.

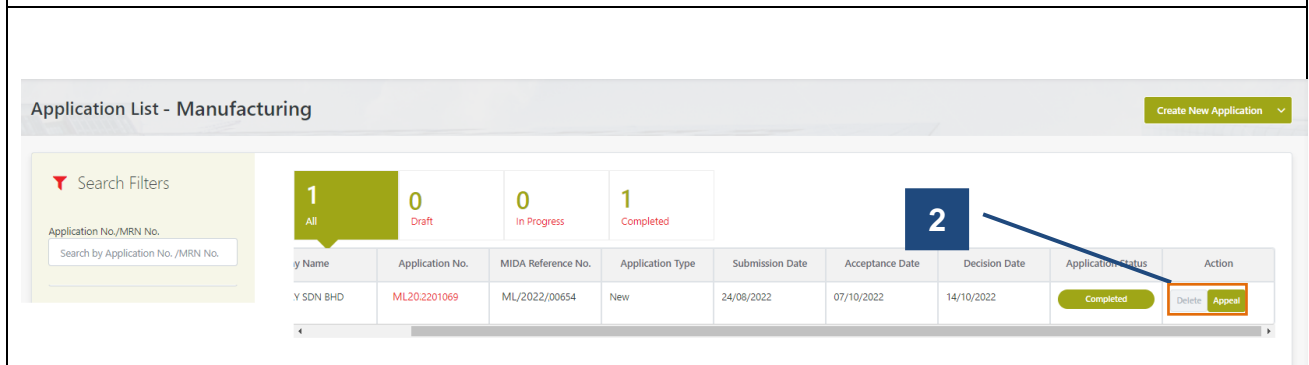
2.3.5 Applications (Appeal)



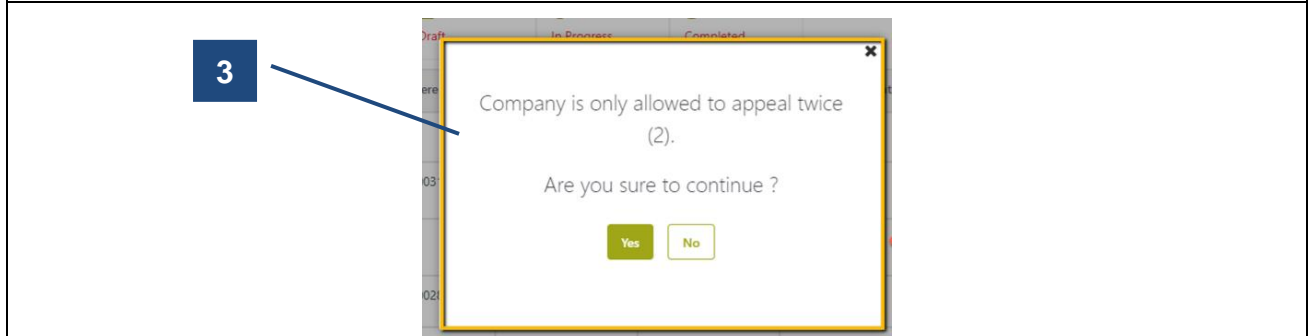
1. Click the **[Applications]** menu

The system will display all online applications in the dropdown menu.

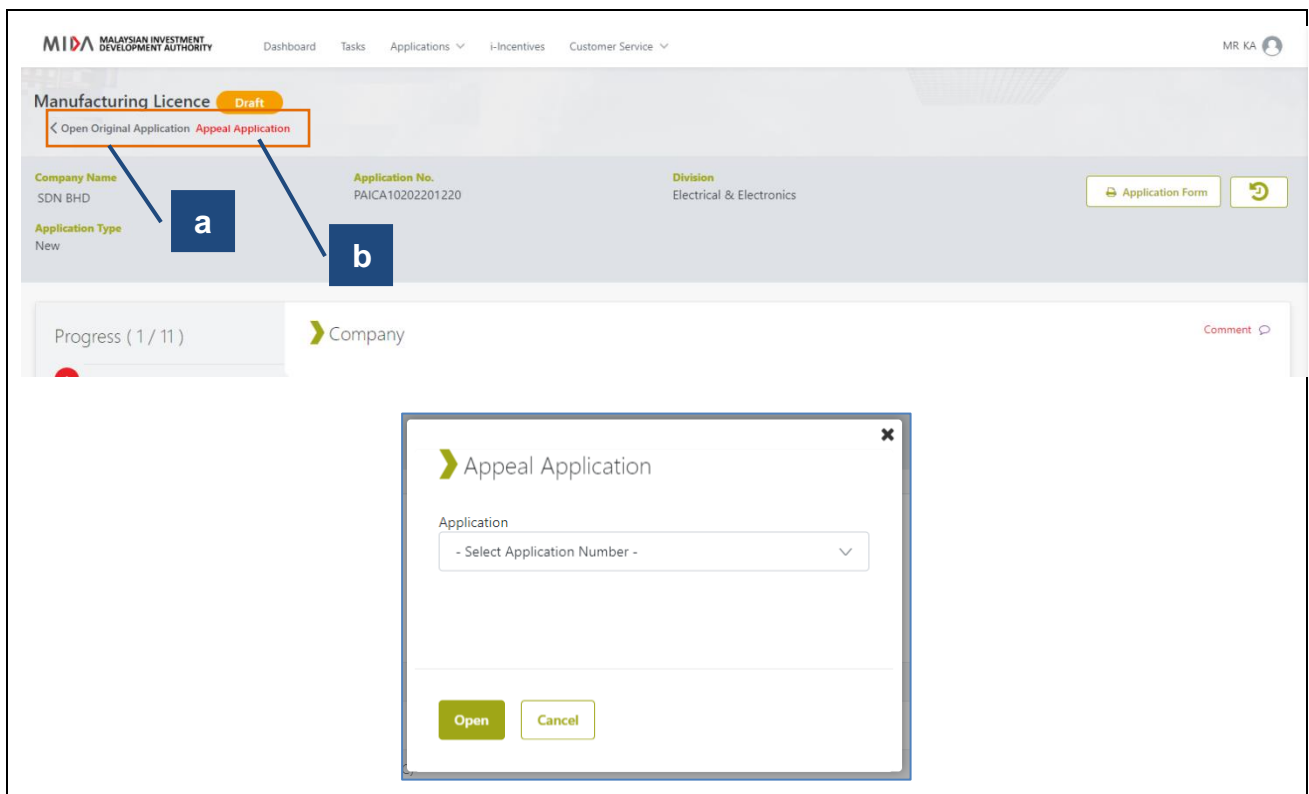
Click on the selected application. The system will redirect to the **'Application'** page.



2. Click the **[Appeal]** button on the application you wish to appeal. (Appeal can only be initiated for application that has been rejected in the Decision Letter).




3. System will request for confirmation to proceed. Once click **[Yes]**, the system will redirect the user to the **'Application Form'**.



4. Additional feature for Appeal application:

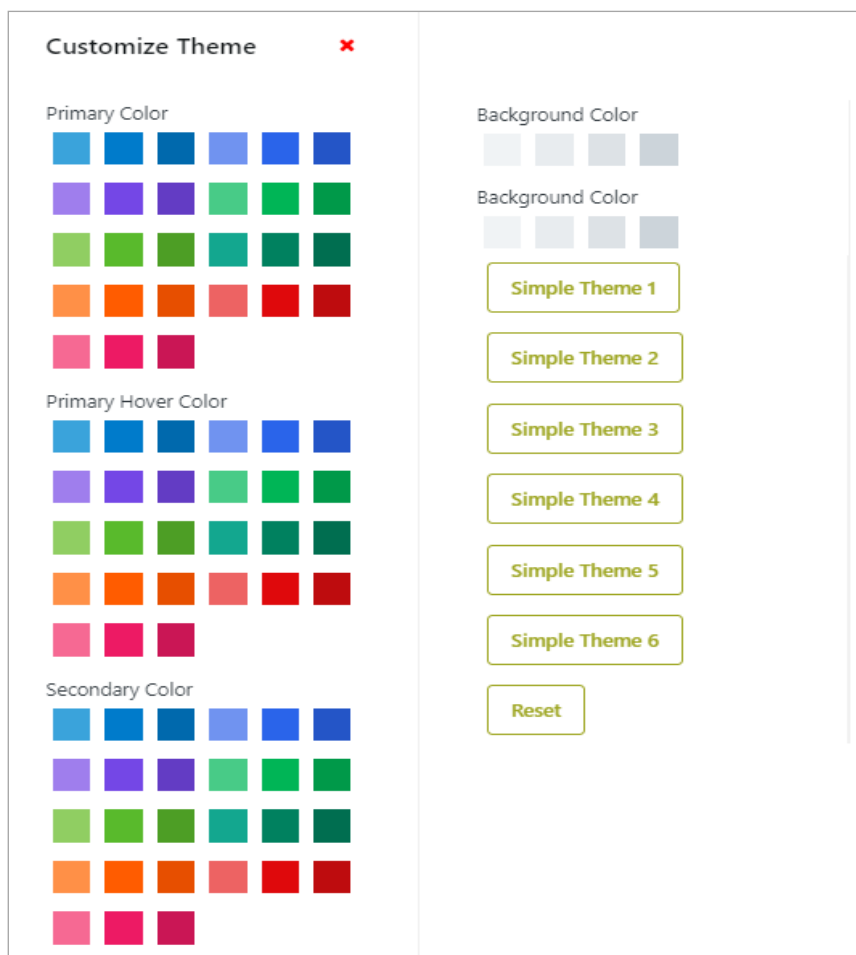
- a. Click **[Open Original Application]**, system will display the original application in a new tab.
- b. Click **[Appeal Application]**, system will pop-up a window for user to select the appeal application user wish to open. System will display the selected application in a new tab.

2.3.6 Colour Brush



1. Click the **[Color Brush]** icon


The customize theme screen shall be displayed.



The applicant should be able to customize the InvestMalaysia theme by clicking Primary, Hover, Secondary, and Background Color. Customize themes can be saved and can be changed anytime. The theme can be reset as a default theme by clicking the **'Reset'** button.

Chapter 3 COMMON SECTIONS FOR (ALL APPLICATION)

3.1 Company

 Company

Company Profile

Company Name

FA Industries Sdn Bhd

Registration Type

Registration Of Company (ROC)

Company Registration No.

0123456K

New SSM Company Registration No.

Date of Incorporation

10/10/2010

Income Tax Reference No.

ITRNF AISB001

EPF No.

ENFAISB001

SOCSSO No.

SNFAISB001

Registered Address

No. 5A, Jalan 51/217

Off Jalan Templer

Address 3

Country

Malaysia

State

Selangor

City

Petaling Jaya

Postcode

46050

☐ Same as Registered Address

Correspondence Address *

Address 1

Address 2

Address 3

Country *

Malaysia

State *

-Select State-

City *

-Select City-

Postcode *

00000

Company Email

Fax No.



Website *

www.fais.com.my


Total Employment *

650

Company Background *

Particular Board of Director *



No.	Name *	Nationality *	Shares Held in the Company
1.	Dato Mikael	Malaysia	100 %
			Total 100 %

Contact Person

No.	Title	Name	Designation	Email	Telephone No.	Fax No.
1.	Mrs.	Hasnah	Executive	publicusermida@gmail.com	0322676666	

Next

1. Fill-in required details in:
 - a) Correspondence Address
 - b) Total Employment
 - c) Company Background
2. Click the **[Next]** button
The system will redirect to the **'Next'** section.

3.2 Previous Approval Records

Previous Company Activity(s)/Project(s)
Comment

Approval of Manufacturing Licence(s) under the Industrial Coordination Act, 1975

No.	Reference No.	Licence No.	Serial No.	Effective Date	Product(s)/Activity(s)	Premise(s)/Factory Location(s)	Equity Condition	Export Condition	Filename
No items to show...									

Permit(s) under the Petroleum Development Act, 1974

No.	Reference No.	Permit No.	Serial No.	Date of Approval	Product(s)/Activity(s)	Premise(s)/Factory Location(s)	Filename
No items to show...							

Confirmation Letter(s) for a Company Exempted from Manufacturing Licence (ICA10)

No.	Reference No.	Date of Approval	Product(s)/Activity(s)	Premise(s)/Factory Location(s)	Filename
No items to show...					

OHQ/IPC/RDC/R&D/IILS/RE/RO Status Approved by MIDA

No.	Reference No.	Application Type	Date of Approval	Effective Date	Status Period (Year)	Product(s)/Activity(s)	Premise(s)/Factory Location(s)	Filename
No items to show...								

Incentive Approved by MIDA

No.	Reference No.	Type of Incentive	Date of Approval	Effective Date	Product(s)/Activity(s)	Incentive Status	Filename
No items to show...							

Grant Approved by MIDA

No.	Reference No.	Type of Grant	Effective Date	Grant Amount (RM)	Grant Period (Years)	Product(s)/Activity(s)	Grant Status	Filename
No items to show...								

Incentive Approved by Other Government Agencies

No.	Type of Incentive	Reference No.	Date of Approval	Effective Date	Ministry(s)/Agency(s)	Incentive Period (Years)	Product(s)/Activity(s)	Premise(s)/Factory Location(s) *
<div> Add Record </div>								

Grant Approved by Other Government Agencies

No.	Type of Grant	Reference No.	Effective Date	Ministry(s)/Agency(s)	Grant Amount (RM)	Grant Period (Years)	Product(s)/Activity(s)	Premise(s)/Factory Location(s)
<div> Add Record </div>								

Next

- Fill in required details in:
 - Incentive Approved by Other Government Agencies (if applicable)
 - Grant Approved by Other Government Agencies (if applicable)
- Click the **[Next]** button
The system will redirect to '**Next**' section.

3.3 Application Information

3.3.1 Application Type – New

Progress (3 / 12)

- A Company
- B Previous Company Activity/Project
- C Application Information**
- D Project Cost
- E Project Financing
- F Manpower
- G Specific Industry

Application Information

Sector: Manufacturing

Industry Group: - Please Select -

Application Type: New

Proposed Project Location

No.	Project Location *	Country *	State *	City *	Postcode *	Industrial Area *	Remark
+ Add Record							

1. Sector is Manufacturing.

2. Go to Industry Group and click system will list down list of Industry Group. (Mandatory field)

Industry Group

- Please Select -

- Please Select -
- Agriculture, Forestry & Fishing
- Basic Metal Products
- Beverages & Tobacco
- Chemicals & Chemical Products
- Distributive Trade
- Education Services
- Electrical & Electronics Industry
- Fabricated Metal Products
- Financial Services
- Food Manufacturing
- Furniture & Fixtures
- Global Establishment
- Health Services
- Hotel & Tourism
- Information and Communication
- Leather & Leather Products

3. Application type will be displayed as “New”.

Proposed Project Location

No.	Project Location *	Country *	State *	City *	Postcode *	Industrial Area *	Remark
+ Add Record							

4. Add project location by clicking the **Add Record** button. System will add a new row to fill in the project location.

Proposed Project Location

No.	Project Location *	Country *	State *	City *	Postcode *	Industrial Area *	Remark
1.	<div>Address 1</div> <div>Address 2</div> <div>Address 3</div>	Malaysia	- Select State -	- Select City -	Postcode	- Select Industrial	

Add Record

5. Fill up all the information and click add button

- Address
- State
- City
- Postcode
- Industrial Area
- Remark *if applicable

Proposed Product(s)/Activity(s) by Project Location

Lot 185, Pengerang Refinery & Petrochemical Complex, , 81600 Pengerang, Johor, Malaysia

Proposed/Production Activity	MSIC Item *	HS Tariff Code *	Main Product/Activity *

6. Add proposed product(s)/activity(s) by project location by clicking the button. System will add a new row to fill in the new product/activity.

Proposed Product(s)/Activity(s) by Project Location

Lot 185, Pengerang Refinery & Petrochemical Complex, , 81600 Pengerang, Johor, Malaysia

Proposed/Production Activity	MSIC Item *	HS Tariff Code *	Main Product/Activity *
	-		- Please Select -


Add Record

7. Fill all the information : -

- Product/Activity
- MSIC Item (drop down list, filtered based on the selected Industry Group)


- Tariff Code
- Main Product/Activity (drop down list)

Proposed Project Location

No.	Project Location *	Country *	State *	City *	Postcode *	Industrial Area *	Remark
1.	Lot 230 Jalan Kilang Kawasan Perindustrian Bebas Address 3	Malaysia	Selangor	Subang Jaya	47500	Subang Jaya IE	
 Add Record							

Proposed Product(s)/Activity(s) by Project Location

Lot 230 Jalan Kilang, Kawasan Perindustrian Bebas, , 47500 Subang Jaya, Selangor, Malaysia ^

Proposed/Production Activity	MSIC Item *	HS Tariff Code *	Main Product/Activity *
Iron rod	24311 - Casting of iron	101010000	Main Product
 Add Record			

8. Click the **[Next]** button, system will redirect to '**Next**' section.

3.3.2 Application Type – Expansion

Progress (3 / 12)

- A Company
- B Previous Company Activity/Project
- C Application Information**
- D Project Cost
- E Project Financing
- F Manpower
- G Specific Industry
- H Additional Information

Application Information

Sector: Manufacturing

Industry Group: - Please Select -

Application Type: * Expansion

Proposed Expansion Production/Activities

No.	Project Location	Factory/Premise Area	Project Location Type	Action
No items to show...				

[Add Existing Project Location](#)
[Add New Project Location](#)

1. Sector is Manufacturing.

2. Go to Industry Group and click system will list down list of Industry Group. (Mandatory field)

Industry Group

- Please Select -

- Please Select -
- Agriculture, Forestry & Fishing
- Basic Metal Products
- Beverages & Tobacco
- Chemicals & Chemical Products
- Distributive Trade
- Education Services
- Electrical & Electronics Industry
- Fabricated Metal Products
- Financial Services
- Food Manufacturing
- Furniture & Fixtures
- Global Establishment
- Health Services
- Hotel & Tourism
- Information and Communication
- Leather & Leather Products

3. Application type will be displayed as “Expansion”.

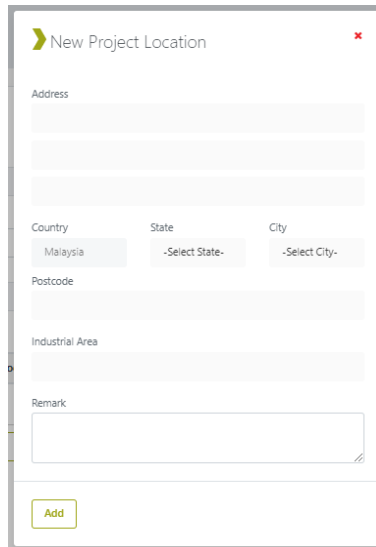
Proposed Expansion Production/Activities

No.	Project Location	Factory/Premise Area	Project Location Type	Action
No items to show...				

[Add Existing Project Location](#)
[Add New Project Location](#)

4. Applicant have 2 options to add project location :

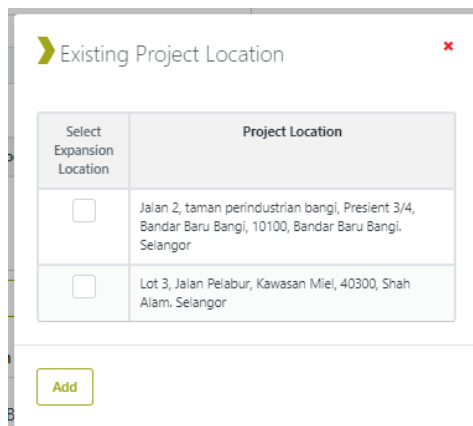
- Add new project location
- Add existing project location



A screenshot of a web form titled "New Project Location" with a red close button in the top right corner. The form contains several input fields: "Address" (a multi-line text area), "Country" (a dropdown menu with "Malaysia" selected), "State" (a dropdown menu with "-Select State-" selected), "City" (a dropdown menu with "-Select City-" selected), "Postcode" (a text field), "Industrial Area" (a text field), and "Remark" (a text field with a small icon on the right). At the bottom left of the form is a yellow "Add" button.

i. Fill up all the information for new project location and click add button

- Address
- State
- City
- Postcode
- Industrial Area
- Remark *if applicable



A screenshot of a web form titled "Existing Project Location" with a red close button in the top right corner. The form features a table with two columns: "Select Expansion Location" and "Project Location". There are two rows in the table, each with a checkbox in the first column and a text description in the second column. Below the table is a yellow "Add" button.

Select Expansion Location	Project Location
<input type="checkbox"/>	Jalan 2, taman perindustrian bangi, Presient 3/4, Bandar Baru Bangi, 10100, Bandar Baru Bangi, Selangor
<input type="checkbox"/>	Lot 3, Jalan Pelabur, Kawasan Miel, 40300, Shah Alam, Selangor

ii. Applicant shall be able to tick existing project location and click add button.

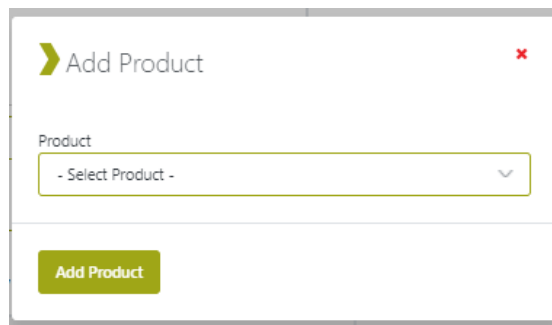
Proposed Product(s)/Activity(s) by Project Location

Jalan 2, taman perindustrian bangi, Presient 3/4, Bandar Baru Bangi, 10100 Bandar Baru Bangi, Selangor, Malaysia

Proposed/Production Activity	MSIC Item	Action
No items to show...		

[Add Product](#)

5. Add proposed product(s)/activity(s) by project location by clicking the [Add Product](#) button. System will popup a product/activity screen.



The image shows a modal window titled 'Add Product' with a red close button in the top right corner. Inside the modal, there is a label 'Product' above a dropdown menu that currently displays '- Select Product -'. At the bottom of the modal, there is a green button labeled 'Add Product'.

6. Select the required product from the drop down list.

Proposed Expansion Production/Activities

No.	Project Location	Factory/Premise Area	Project Location Type	Action
1.	New Location 01 Hi-Tech Industrial Area 88888, Cyberjaya Selangor, Malaysia	Cyberjaya	Existing	Remove Edit

[Add Existing Project Location](#)[Add New Project Location](#)

Proposed Product(s)/Activity(s) by Project Location

New Location 01, Hi-Tech Industrial Area, , 88888 Cyberjaya, Selangor, Malaysia

Proposed/Production Activity	MSIC Item	Action
RFID Tag	26400 - Manufacture of consumer electronics	Delete

[Add Product](#)

7. Click the **[Next]** button, system will redirect to **'Next'** section.

3.3.3 Application Type – Diversification

Progress (3 / 12)

- A Company
- B Previous Company Activity/Project
- C Application Information**
- D Project Cost
- E Project Financing
- F Manpower
- G Specific Industry
- H Additional Information

Application Information

Sector: Manufacturing

Industry Group: - Please Select -

Application Type: Diversification

Proposed Diversification Production/Activities

No.	Project Location	Factory/Premise Area	Project Location Type	Action
No items to show...				

[Add Existing Project Location](#)
[Add New Project Location](#)

1. Sector is Manufacturing.

2. Go to Industry Group and click system will list down list of Industry Group. (Mandatory field)

Industry Group

- Please Select -

- Please Select -
- Agriculture, Forestry & Fishing
- Basic Metal Products
- Beverages & Tobacco
- Chemicals & Chemical Products
- Distributive Trade
- Education Services
- Electrical & Electronics Industry
- Fabricated Metal Products
- Food Manufacturing
- Furniture & Fixtures
- Global Establishment
- Health Services
- Hotel & Tourism
- Information and Communication
- Leather & Leather Products

3. Application type will be displayed as “Diversification”.

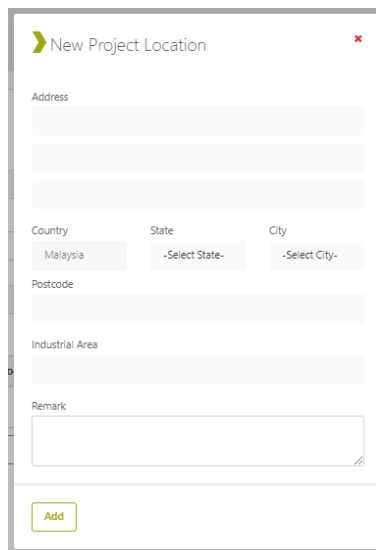
Proposed Diversification Production/Activities

No.	Project Location	Factory/Premise Area	Project Location Type	Action
No items to show...				

[Add Existing Project Location](#)
[Add New Project Location](#)

4. Applicant have 2 options to add project location :

- Add new project location
- Add existing project location

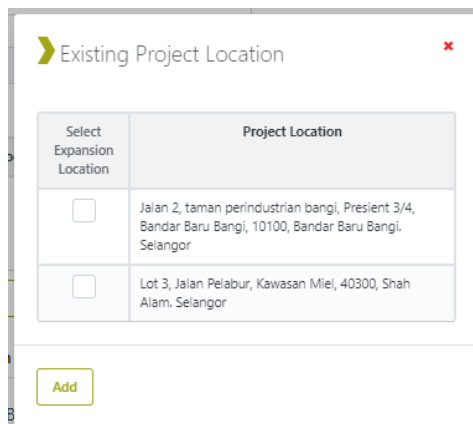


The 'New Project Location' form contains the following fields:

- Address (three stacked text input fields)
- Country (dropdown menu, currently showing 'Malaysia')
- State (dropdown menu, currently showing '-Select State-')
- City (dropdown menu, currently showing '-Select City-')
- Postcode (text input field)
- Industrial Area (text input field)
- Remark (text input field)
- An 'Add' button at the bottom.

i. Fill up all the information for new project location and click add button

- Address
- State
- City
- Postcode
- Industrial Area
- Remark *if applicable



The 'Existing Project Location' form features a table with two columns: 'Select Expansion Location' and 'Project Location'.


Select Expansion Location	Project Location
<input type="checkbox"/>	Jalan 2, taman perindustrian bangi, Presient 3/4, Bandar Baru Bangi, 10100, Bandar Baru Bangi, Selangor
<input type="checkbox"/>	Lot 3, Jalan Pelabur, Kawasan Miel, 40300, Shah Alam, Selangor


An 'Add' button is located at the bottom of the form.

ii. Applicant shall be able to tick existing project location and click add button.

Proposed Product(s)/Activity(s) by Project Location





Lot 185, Pengerang Refinery & Petrochemical Complex, , 81600 Pengerang, Johor, Malaysia

Proposed/Production Activity	MSIC Item *	HS Tariff Code *	Main Product/Activity *
			

5. Add proposed product(s)/activity(s) by project location by clicking the  button. System will add a new row to fill in the new product/activity.

Proposed Product(s)/Activity(s) by Project Location



Lot 185, Pengerang Refinery & Petrochemical Complex, , 81600 Pengerang, Johor, Malaysia

Proposed/Production Activity	MSIC Item *	HS Tariff Code *	Main Product/Activity *
<div></div>	-		- Please Select -
   			

6. Fill all the information : -

- Product/Activity
- MSIC Item (drop down list, filtered based on the selected Industry Group)
- Tariff Code
- Main Product/Activity (drop down list)


Proposed Diversification Production/Activities

No.	Project Location	Factory/Premise Area	Project Location Type	Action
1.	New Location 01 Hi-Tech Industrial Area 88888, Cyberjaya Selangor, Malaysia	Cyberjaya	Existing	 




Proposed Product(s)/Activity(s) by Project Location

New Location 01, Hi-Tech Industrial Area, ,88888 Cyberjaya, Selangor, Malaysia

Proposed/Production Activity	MSIC Item *	HS Tariff Code *	Main Product/Activity *
Metals	25920 - Treatment and coating of metals; machining	1010101000	Main Product
			

7. Click the **[Next]** button, system will redirect to '**Next**' section.

3.3.4 Application Type – Regularisation

Application Information

Sector

Manufacturing

Industry Group

Chemicals & Chemical Products

Application Type *

Regularisation

Proposed Project Location

No.	Project Location	Factory/Premise Area	Project Location Type	Action
1.	Location 1A Industrial Zone 21000, Batu Pahat Johor, Malaysia	Batu Pahat	Existing	Remove

Add Existing Project Location
Add New Project Location

Proposed Product(s)/Activity(s) by Project Location

Location 1A, Industrial Zone, , 21000 Batu Pahat, Johor, Malaysia

Proposed Product/Activity	Msic Item	Tariff Code	Product Type	Main product/Activity	Action
Product One	20121		Existing	Main Product	Remove

Add Existing Product/Activity
Add New Product/Activity

1. Sector is Manufacturing.

2. Go to Industry Group and click system will list down list of Industry Group (mandatory field).

3. Application type will be displayed as “Regularisation”.

Proposed Project Location

No.	Project Location	Factory/Premise Area	Project Location Type	Action
1.	Location 1A Industrial Zone 21000, Batu Pahat Johor, Malaysia	Batu Pahat	Existing	Remove

Add Existing Project Location
Add New Project Location

4. Proposed project location is automatically retrieved from the ICA10 approved records if available. User shall be able to **[Add Existing Project Location]** and **[Add New Project Location]**.

Proposed Product(s)/Activity(s) by Project Location

Location 1A, Industrial Zone, , 21000 Batu Pahat, Johor, Malaysia ^

Proposed Product/Activity	Msic Item	Tariff Code	Product Type	Main product/Activity	Action
Product One	20121		Existing	Main Product ▾	Remove

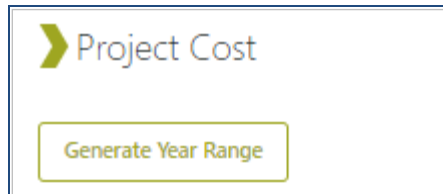
Add Existing Product/Activity ⓘ **Add New Product/Activity**

5. Proposed product(s)/activity(s) is automatically retrieved from the ICA10 approved records if available. User shall be able to **[Add Existing Product/Activity]** and **[Add New Product/Activity]**.

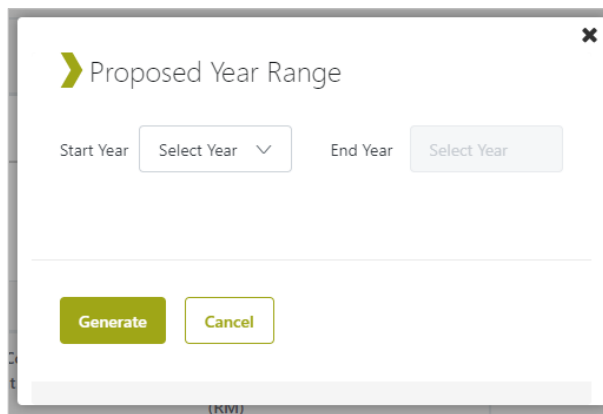
6. Click the **[Next]** button, system will redirect to **'Next'** section.

3.4 Project Cost

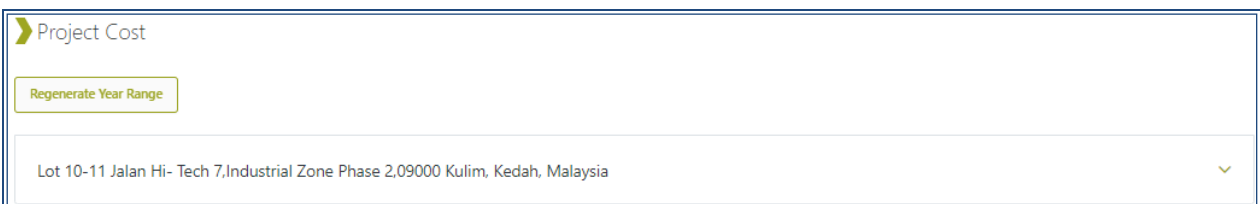
3.4.1 Application Type – New



1. Generate Year Range – once applicant click the button, system will pop up the “proposed year range” screen



2. Applicant needs to add on start year and end year by click on ▼
3. Click generate to generate year range by location screen and cancel to revert to current screen



4. Click on the ▼ (expand) button to expand the Project Cost details.

Lot 10-11 Jalan Hi-Tech 7, Industrial Zone Phase 2, 09000 Kulim, Kedah, Malaysia

a

Cost

Year	Cost of Fixed Assets					Working Capital *	Pre-operational Expenditure *	Total Project Cost *
	Land	Building/Factory/Premise	Plant & Machinery *	Other Equipment *	Other Cost *			
2021	0.00 hectare RM 0.00	0.00 m ² RM 0.00	RM 0.00	RM 0.00	RM 0.00	RM 0.00	RM 0.00	RM 0.00
2022	0.00 hectare RM 0.00	0.00 m ² RM 0.00	RM 0.00	RM 0.00	RM 0.00	RM 0.00	RM 0.00	RM 0.00

Total : 0.00

Other Costs of Fixed Assets

2021

2022

Total 0.00

b

Rental/Lease (if applicable)

Year	Land *	Building/Factory/Premise *	Plant & Machinery	Other Equipment	Other Cost	Total Rental/Lease
2021	0.00 hectare RM 0.00	0.00 m ² RM 0.00	RM 0.00	RM 0.00	RM 0.00	RM 0.00
2022	0.00 hectare RM 0.00	0.00 m ² RM 0.00	RM 0.00	RM 0.00	RM 0.00	RM 0.00

Total : 0.00

Others Cost of Rental Lease

2021

2022

Total 0.00

c

Operational Expenditure

Year	Salary And Wages (RM)	Transportation Services (RM)	Business Insurance (RM)	Insurance Services (RM)	Legal Services (RM)	ICT (RM)	Other Operation (RM)	Total (RM)	Percentage of Local Spending(%)
2021	0.00	0.00	0.00	0.00	0.00	0.00	0.00	RM 0.00	0.00
2022	0.00	0.00	0.00	0.00	0.00	0.00	0.00	RM 0.00	0.00

Total : 0.00

Other Operational Expenditure

2021

2022

Total 0.00

Next

5. Fill in required details in:

a) Cost

b) Rental/Lease (if applicable)

c) Operational Expenditure

6. Click the **[Next]** button

7. The system will redirect to '**Next**' section.

3.4.2 Application Type – Expansion/Diversification/Regularisation

Project Cost

8

Cost

Total Existing Project Cost

Total Cost of Fixed Assets					Working Capital (RM)	Pre-Operational Expenditure (RM)	Total Project Cost (RM)
Land (RM)	Building (RM)	Plant Machinery (RM)	Other Equipments (RM)	Other Cost (RM)			
No items to show...							

Total : 0.00

9

Cost

Total Existing and Additional Project Cost

Total Cost of Fixed Assets					Working Capital (RM)	Pre-Operational Expenditure (RM)	Total Project Cost (RM)
Land (RM)	Building (RM)	Plant Machinery (RM)	Other Equipments (RM)	Other Cost (RM)			
0.00	0.00	0.00	0.00	0.00	0.00	0.00	0.00

Total : 0.00

10

Generate Year Range

8. Total existing project cost – will be default display if this company have existing project cost before.

9. Total existing and additional project cost – will be default display if this company have total existing and additional project cost before.

10. Generate Year Range – once applicant click the button, system will pop up the “proposed year range” screen

Proposed Year Range

Start Year


Select Year

End Year

Select Year

Generate


Cancel


11. Applicant needs to add on start year and end year by click on 

12. Click generate to generate year range by location screen and cancel to revert to current screen

Project Cost

Regenerate Year Range

Lot 10-11 Jalan Hi- Tech 7,Industrial Zone Phase 2,09000 Kulim, Kedah, Malaysia 

13. Click on the  (expand) button to expand the Project Cost details.

No.5 Jalan 5,Taman Lima,86400 Hutan Melintang, Perak, Malaysia

a

Cost

Additional Project Cost

Year	Land		Building/Factory/Premise		Cost of Fixed Assets			Working Capital *	Pre-operational Expenditure *	Total Project Cost *
	RM	0.00 hectare	RM	0.00 m ²	Plant & Machinery *	Other Equipment *	Other Cost *			
2021	RM	0.00	RM	0.00	RM	0.00	RM	0.00	RM	0.00
2022	RM	0.00	RM	0.00	RM	0.00	RM	0.00	RM	0.00

Other Costs of Fixed Assets

2021

2022

Rental/Lease (if applicable)

b

Year	Land	Building/Factory/Premise	Plant & Machinery	Other Equipment	Other Cost	Total Rental/Lease
2021	0.00 hectare RM 0.00	0.00 m ² RM 0.00	RM 0.00	RM 0.00	RM 0.00	RM 0.00
2022	0.00 hectare RM 0.00	0.00 m ² RM 0.00	RM 0.00	RM 0.00	RM 0.00	RM 0.00

Total : 0.00

Others Cost of Rental Lease

2021



2022



Total 0.00

Operational Expenditure

c

Year	Salary And Wages (RM)	Transportation Services (RM)	Utilities (RM)	Insurance Services (RM)	Legal Services (RM)	ICT (RM)	Other Operation (RM)	Total (RM)	Percentage of Local Spending(%)
2021	0.00	0.00	0.00	0.00	0.00	0.00	0.00	RM 0.00	0.00
2022	0.00	0.00	0.00	0.00	0.00	0.00	0.00	RM 0.00	0.00

Total : 0.00

Other Operational Expenditure

2021



2022



Total 0.00

Next

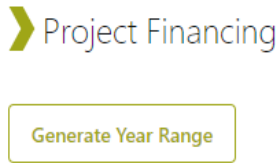
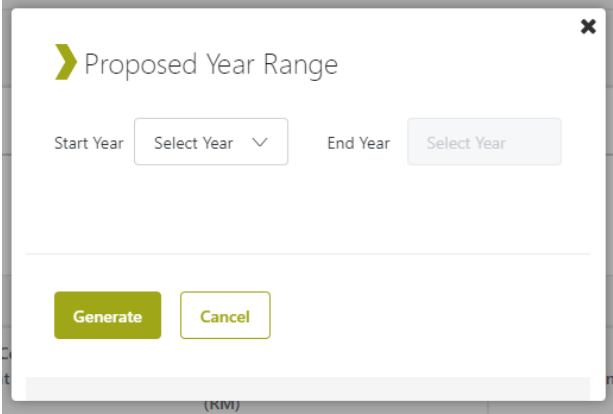
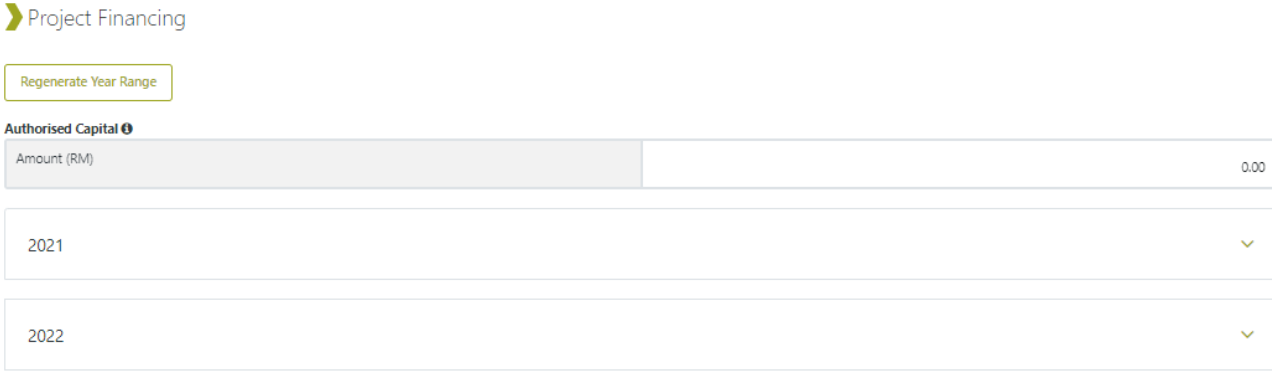
14. Fill in required details in:

- Cost
- Rental/Lease (if applicable)
- Operational Expenditure

15. Click the **[Next]** button16. The system will redirect to '**Next**' section.

3.5 Project Financing

3.5.1 Application Type - New


<p>1. Generate Year Range – once applicant click the button, system will pop up “proposed year range” screen</p>

<p>2. Applicant needs to add on start year and end year by click on ✓</p>
<p>3. Click generate to generate year range by location screen and cancel to revert to current screen</p>

<p>4. Regenerate year range – applicable for re generate year</p>

5. Authorised Capital - Applicable for companies who incorporated before 31 January 2017

2021

Shareholders' Fund

(a) Paid-up Capital

(i) Malaysian Individuals

No.	Malaysian Individuals	Amount (RM)	(%)
1.	Bumiputera	0.00	0.00
2.	Non-Bumiputera	0.00	0.00
	Sub Total	0.00	0.00

(ii) Company Incorporated in Malaysia

No.	Company Name *	Amount (RM)	(%)
+ Add Record			
	Sub Total	0.00	0.00

(iii) Foreign Companies and Country of Origin

No.	Company Name *	Country *	Amount (RM)	(%)
+ Add Record				
	Sub Total		0.00	0.00

Total Paid-up Capital

Total (RM) of (i), (ii) and (iii)	0.00
-----------------------------------	------

(b) Reserves (excluding capital appreciation)

Total (RM)	0.00
------------	------

Shareholder's Fund

Total (RM) of (a) and (b)	0.00
---------------------------	------

6. Fill in shareholder fund details in :

- a) Paid-up Capital
- b) Reserves(excluding capital appreciation)

Company Incorporated in Malaysia as indicated in (ii), please provide the equity structure as follows:

No.	Company Name	Local Company Type *	Amount (RM)	Bumiputera (%)	Non-Bumiputera (%)	Foreign Country (%)	Total (%)
1.	MANUFACTURING INDUSTRIES SDN BHD	-	0.00	0.00	0.00	Add Country	0.00

7. Company Incorporated in Malaysia as indicated in (ii please provide the equity structure as follows:

- a) Required if "Company Incorporated in Malaysia"

Ultimate Parent/Holding Company for Foreign Company as indicated (iii):

No.	Company Name	Ultimate Company *	Country Of Origin *
1.	MANUFACTURING INDUSTRIES SDN BHD		-

8. Ultimate Parent/Holding Company for Foreign Company as indicated (iii):

- Required if “Foreign Companies”

Equity Structure

No.	Equity Structure	Amount (RM)	Percentage (%)
A.	Malaysian		
	Total Bumiputera	0.00	0.00
	Total Non-bumiputera	0.00	0.00
	Total Malaysian	0.00	0.00
B.	Foreign		
	Total Foreign	0.00	0.00
	Total Effective Equity Structure	0.00	0.00

9. For equity structure details, system will auto calculate depends on input above.

- Malaysian
- Foreign (if applicable)

Loan

1. Domestic Loan

Total (RM)	0.00	0.00%
------------	------	-------

Description (to insert details of the domestic loan such as type of loan, name of the loan provider etc)

2. Foreign Loan

No.	Country *	Amount (RM)	(%)
+ Add Record			

Description (to insert details of the foreign loan such as type of loan, name of the loan provider etc)

3. Total Loan

Total (RM)	0.00	0.00%
------------	------	-------

10. Fill in loan details in :

- Domestic Loan
- Foreign Loan
- Total Loan - will be auto calculate depends on input above

Other Sources			
No.	Other Sources *	Amount (RM)	(%)
+ Add Record			
	Total	0.00	0.00

Total Financing				
Total Paid-up Capital (RM)	Total Reserves (RM)	Total Loan (RM)	Total Other Sources (RM)	Total Financing (RM)
0.00	0.00	0.00	0.00	0.00

11. Fill in other source details in

12. Total Financing will be will be auto calculate depends on input above.

13. Click the **[Next]** button.


The system will redirect to '**Next**' section.

3.5.2 Application Type – Expansion/Diversification/Regularisation

A screenshot of a web application interface. At the top, there is a header with a green chevron icon followed by the text 'Project Financing'. Below this, centered, is a button with a green border and the text 'Generate Year Range'.

1. Generate Year Range – once applicant click the button, system will pop up “proposed year range” screen

A screenshot of a modal dialog box titled 'Proposed Year Range'. It has a close button (X) in the top right corner. Inside, there are two input fields: 'Start Year' with a dropdown menu showing 'Select Year' and a downward arrow, and 'End Year' with a similar dropdown. At the bottom of the dialog are two buttons: a green 'Generate' button and a white 'Cancel' button with a green border.

2. Applicant needs to add on start year and end year by click on 

3. Click generate to generate year range by location screen and cancel to revert to current screen

<div>Regenerate Year Range</div>			
Authorised Capital ⓘ			
	Existing (RM)	Additional (RM)	Total (RM)
Amount (RM)	0.00	0.00	0.00

4. Regenerate year range – applicable for re generate year

5. Authorised Capital - Applicable for companies who incorporated before 31 January 2017

2021

**Shareholders' Fund****(a) Paid-up Capital****(i) Malaysian Individuals**

No.	Malaysian Individuals	Existing (RM)	(%)	Additional (RM)	(%)	Total (RM)	(%)
1.	Bumiputera	0.00	0.00	0.00	0.00	0.00	0.00
2.	Non-Bumiputera	0.00	0.00	0.00	0.00	0.00	0.00
	Sub Total	0.00	0.00	0.00	0.00	0.00	0.00

(ii) Company Incorporated in Malaysia

No.	Company Name *	Existing (RM)	(%)	Additional (RM)	(%)	Total (RM)	(%)
+ Add Record							
	Sub Total	0.00	0.00	0.00	0.00	0.00	0.00

(iii) Foreign Companies and Country of Origin

No.	Company Name *	Country of Origin *	Existing (RM)	(%)	Additional (RM)	(%)	Total (RM)	(%)
+ Add Record								
	Sub Total		0.00	0.00	0.00	0.00	0.00	0.00

Total Paid-up Capital

	Existing (RM)	Additional (RM)	Total (RM)
Total (RM) of (i), (ii) and (iii)	0.00	0.00	0.00

(b) Reserves (excluding capital appreciation)

	Existing (RM)	Additional (RM)	Total (RM)
Total (RM)	0.00	0.00	0.00
+ Add Record			

Shareholder's Fund

	Existing (RM)	Additional (RM)	Total (RM)
Total (RM) of (a) and (b)	0.00	0.00	0.00

Company Incorporated in Malaysia as indicated in (ii), please provide the equity structure as follows:

No.	Company Name	Local Company Type *	Amount (RM)	Bumiputera (%)	Non-Bumiputera (%)	Foreign Country (%)	Total (%)
-----	--------------	----------------------	-------------	----------------	--------------------	---------------------	-----------

Ultimate Parent/Holding Company for Foreign Company as indicated (iii):

No.	Company Name	Ultimate Company	Country Of Origin
-----	--------------	------------------	-------------------

6. Fill in shareholder fund details in :

a) Paid-up Capital

b) Reserves(excluding capital appreciation)

Equity Structure

No.	Equity Structure	Amount (RM)	Percentage (%)
A.	Malaysian		
	Total Bumiputera	0.00	0.00
	Total Non-bumiputera	0.00	0.00
	Total Malaysian	0.00	0.00
B.	Foreign		
	Total Foreign	0.00	0.00
	Total Effective Equity Structure	0.00	0.00

7. For equity structure details, system will auto calculate depends on input above.

- a) Malaysian
- b) Foreign (if applicable)

Loan

1. Domestic Loan

No.	Loans	Existing (RM)	(%)	Additional (RM)	(%)	Total (RM)	(%)
1.	Total	0.00	0.00	0.00	0.00	0.00	0.00

Description (to insert details of the foreign loan such as type of loan, name of the loan provider etc)

2. Foreign Loan

No.	Country *	Existing (RM)	(%)	Additional (RM)	(%)	Total (RM)	(%)
<div>  Add Record </div>							

Description (to insert details of the foreign loan such as type of loan, name of the loan provider etc)

3. Total Loan

No.	Loans	Existing (RM)	(%)	Additional (RM)	(%)	Total (RM)	(%)
1.	Total	0.00	0.00	0.00	0.00	0.00	0.00

8. Fill in loan details in :

- a) Domestic Loan
- b) Foreign Loan
- c) Total Loan - will be auto calculate depends on input above

Other Sources							
No.	Other Sources *	Existing (RM)	(%)	Additional (RM)	(%)	Total (RM)	(%)
+ Add Record							
	Total	0.00	0.00	0.00	0.00	0.00	0.00

Total Financing				
Total Paid-up Capital (RM)	Total Reserves (RM)	Total Loan (RM)	Total Other Sources (RM)	Total Financing (RM)
0.00	0.00	0.00	0.00	0.00

Next

9. Fill in other source details in

10. Total Financing will be will be auto calculate depends on input above.

11. Click the **[Next]** button.


The system will redirect to '**Next**' section.

3.6 Manpower

3.6.1 Application Type - New

Manpower

Lot 10-11 Jalan Hi- Tech 7,Industrial Zone Phase 2,09000 Kulim, Kedah, Malaysia

1. Click on the  (expand) button to expand the Manpower details.

Manpower

Lot 10-11 Jalan Hi- Tech 7,Industrial Zone Phase 2,09000 Kulim, Kedah, Malaysia

Download Excel Template

Upload Excel

No.	Position *	Qualification *	Major *	Course *	Experience *	Citizenship *	Average Monthly Salary (RM) *	Number of Staff *
<div>+ Add Record</div>								

I. Fill in required details in '**Manpower**'

II. Click the **[+Add Record]**

III. The system will add a new row to insert the details.

Download Excel Template


Upload Excel

No.	Position *	Qualification *	Major *	Course *	Experience *	Citizenship *	Average Monthly Salary (RM) *	Number of Staff *
1	-Select Position~	-Select Qualificat	-Select Major~		-Select Experienc	-Select Citizensh	0.00	
<div> <div>✓</div> <div>✗</div> <div>🗑</div> </div>								
<div>+ Add Record</div>								


IV. Fill in required details:

- Position
- Qualification
- Major
- Course
- Experience
- Citizenship
- Average Salary per Month (RM)

h) Number of Staff

V. Click  button to save. The system will save and display the manpower details.


VI. Click  button to cancel. The system will clear the active row.

VII. Click  button to delete the selected record.

2. Click the **[Next]** button

The system will redirect to 'Next' section.

3.6.2 Application Type – Expansion/Diversification/Regularisation



1

Existing		Number of Employees Based on Monthly Salary Average											
		≤ RM1,499		RM1,500 - RM2,999		RM3,000 - RM4,999		RM5,000 - RM9,999		RM10,000 - RM24,999		≥ RM25,000	
		Malaysian	Foreign	Malaysian	Foreign	Malaysian	Foreign	Malaysian	Foreign	Malaysian	Foreign	Malaysian	Foreign
		0	0	0	0	0	0	0	0	0	0	0	0

Existing and Additional		Number of Employees Based on Monthly Salary Average											
		≤ RM1,499		RM1,500 - RM2,999		RM3,000 - RM4,999		RM5,000 - RM9,999		RM10,000 - RM24,999		≥ RM25,000	
		Malaysian	Foreign	Malaysian	Foreign	Malaysian	Foreign	Malaysian	Foreign	Malaysian	Foreign	Malaysian	Foreign
		0	0	0	0	0	0	0	0	0	0	0	0

Existing		Number of Employees Based on Education Background														
		PHD		Master		Degree		Professional Certificate		Diploma		Technical Certificate		High School Certificate		Others
		Malaysian	Foreign	Malaysian	Foreign	Malaysian	Foreign	Malaysian	Foreign	Malaysian	Foreign	Malaysian	Foreign	Malaysian	Foreign	Malaysian
		0	0	0	0	0	0	0	0	0	0	0	0	0	0	0

Existing and Additional		Number of Employees Based on Education Background														
		PHD		Master		Degree		Professional Certificate		Diploma		Technical Certificate		High School Certificate		Others
		Malaysian	Foreign	Malaysian	Foreign	Malaysian	Foreign	Malaysian	Foreign	Malaysian	Foreign	Malaysian	Foreign	Malaysian	Foreign	Malaysian
		0	0	0	0	0	0	0	0	0	0	0	0	0	0	0


Jalan 2 taman perindustrian bangi, Presint 3/4, Bandar Baru Bangi, 10100 Bandar Baru Bangi, Selangor, Malaysia

2

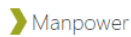
3

Next

1. Existing and additional manpower application – default display only

2. Click on the  (expand) button to expand the Manpower details.

Page 60 of 111



Lot 10-11 Jalan Hi- Tech 7, Industrial Zone Phase 2, 09000 Kulim, Kedah, Malaysia

Download Excel Template

Upload Excel

No.	Position *	Qualification *	Major *	Course *	Experience *	Citizenship *	Average Monthly Salary (RM) *	Number of Staff *
-----	------------	-----------------	---------	----------	--------------	---------------	-------------------------------	-------------------

+ Add Record

- I. Fill in required details in **'Manpower'**
- II. Click the **[+Add Record]**
- III. The system will add a new row to insert the details.

							Download Excel Template	Upload Excel
No.	Position *	Qualification *	Major *	Course *	Experience *	Citizenship *	Average Monthly Salary (RM) *	Number of Staff *
1	-Select Position~	-Select Qualificat	-Select Major~		-Select Experienc	-Select Citizenshi	0.00	
<div> </div>								
+ Add Record								

- IV. Fill in required details:
 - a) Position
 - b) Qualification
 - c) Major
 - d) Course
 - e) Experience
 - f) Citizenship
 - g) Average Salary per Month (RM)
 - h) Number of Staff
- V. Click button to save. The system will save and display the manpower details.
- VI. Click button to cancel. The system will clear the active row.
- VII. Click button to delete the selected record.

3. Click the **[Next]** button


The system will redirect to '**Next**' section.

3.7 Specific Industry

3.7.1 Application Type – New

Specific Industry

List of Machinery/Equipment/Others

Description	Type *	Unit *	New or Used *	Function	Country of Origin *	Cost (RM) *
<div>  <div>1</div> </div>						


Column Function ⓘ

Lot 10-11 Jalan Hi- Tech 7, Industrial Zone Phase 2, 09000 Kulim, Kedah, Malaysia

1. Click [**+Add Record**] button

Specific Industry

List of Machinery/Equipment/Others

Description	Type *	Unit *	New or Used *	Function	Country of Origin *	Cost (RM) *
<input type="text"/>	Select Type ▼	<input type="text"/>	-Select- ▼	<input type="text"/>	Select Option ▼	0.00
<div>  </div>						

Column Function ⓘ


Lot 10-11 Jalan Hi- Tech 7, Industrial Zone Phase 2, 09000 Kulim, Kedah, Malaysia

2. Fill in all information:

- a. Description
- b. Type
- c. Unit
- d. New or Used
- e. Function
- f. Country of Origin
- g. Cost (RM)


3. Click  button to save. The system will save and display the manpower details.

4. Click  button to cancel. The system will clear the active row.

5. Click  button to delete the selected record.

6. Click **[+Add Record]** to add additional machine (if applicable)

Lot 10-11 Jalan Hi- Tech 7, Industrial Zone Phase 2, 09000 Kulim, Kedah, Malaysia

7. Click on the  (expand) button to expand the project location details.

Lot 10-11 Jalan Hi- Tech 7, Industrial Zone Phase 2, 09000 Kulim, Kedah, Malaysia

Proposed Product/Activity for First 3 Years

Products / Activities	Unit of Measurement	Production Schedule						Maximum annual production capacity per 8-hour shift	Market			Major Customer	Major Export Destination
		Year 1		Year 2		Year 3			Domestic (%)	Export (%)	LMW / FZ (%)		
		Quantity	Ex-factory Value (RM)	Quantity	Ex-factory Value (RM)	Quantity	Ex-factory Value (RM)						
Iron rod	- Select Unit of Measu	0	0.00	0	0.00	0	0.00		0.00	0.00	0.00		

Product Pricing Details

Factory Price for Each Product	Cost of Local Raw Materials/ Components (%)	Cost of Imported Raw Materials/ Component (%)	Cost of Energy and Fuel (%)	Cost of Labour (%)	Depreciation (%)	Interest Payments, Indirect Taxes, Quit Rent & etc (%)	Administrative and Marketing Cost (%)	Cost of Technology (Including Royalty, management services and other related cost) (%)	Manufacturing Profit (%)	Total (%)	Value Add (%)	Local Content (%)
Iron rod	0.00	0.00	0.00	0.00	0.00	0.00	0.00	0.00	0.00	0.00	0.00	0.00

8. Fill in the details for:

a. Proposed Product/Activity for First 3 Years

b. Product Pricing Details

Proposed Product/Activity for First 3 Years

Products / Activities	Unit of Measurement	Production Schedule						Maximum annual production capacity per 8-hour shift	Market			Major Customer	Major Export Destination
		Year 1		Year 2		Year 3			Domestic (%)	Export (%)	LMW / FZ (%)		
		Quantity	Ex-factory Value (RM)	Quantity	Ex-factory Value (RM)	Quantity	Ex-factory Value (RM)						
Iron rod	- Select Unit of M	0	0.00	0	0.00	0	0.00		0.00	0.00	0.00		
<div>✓✗</div>													


Product Pricing Details


Factory Price for Each Product	Cost of Local Raw Materials/ Components (%)	Cost of Imported Raw Materials/ Component (%)	Cost of Energy and Fuel (%)	Cost of Labour (%)	Depreciation (%)	Interest Payments, Indirect Taxes, Quit Rent & etc (%)	Administrative and Marketing Cost (%)	Cost of Technology (Including Royalty, management services and other related cost) (%)	Manufacturing Profit (%)	Total (%)	Value Add (%)	Local Content (%)
Iron rod	0.00	0.00	0.00	0.00	0.00	0.00	0.00	0.00	0.00	0.00	0.00	0.00

9. Click item in the Proposed Product/Activity, system will allow applicant to fill in the

details.

10. Click item in the Product Pricing Details, system will allow applicant to fill in the details.


11. Click  button to save. The system will save and display the manpower details.

12. Click  button to cancel. The system will clear the active row.

13. Click  button to delete the selected record.


14. Click the **[Next]** button, system will redirect to '**Next**' section.

3.7.2 Application Type – Expansion/Diversification/Regularisation


 Specific Industry


List of Machinery/Equipment/Others

Existing 1

Description	Type	Unit	New Or Used	Function	Cost (RM)
 Add Record					

Additional 2

Description	Type	Unit	New Or Used	Function	Cost (RM)
 Add Record					




No.5, Jalan 5, Taman Lima, 86400 Hutan Melintang, Perak, Malaysia 

- Click **[+Add Record]** button for “Existing” machinery or
- Click **[+Add Record]** button for “Additional” machinery

List of Machinery/Equipment/Others

Existing




Description	Type	Unit	New Or Used	Function	Cost (RM)
<input type="text"/>	R - Robotic Machinery	<input type="text"/>	-Select-	<input type="text"/>	0.00

+ Add Record

Additional

Description	Type	Unit	New Or Used	Function	Cost (RM)
<input type="text"/>	R - Robotic Machinery	<input type="text"/>	-Select-	<input type="text"/>	0.00

+ Add Record

3. Fill in all information:

- Description
- Type
- Unit
- New or Used
- Function
- Country of Origin
- Cost (RM)

4. Click  button to save. The system will save and display the manpower details.


5. Click  button to cancel. The system will clear the active row.

6. Click  button to delete the selected record.

7. Click **[+Add Record]** to add additional machine (if applicable)

Lot 10-11 Jalan Hi- Tech 7, Industrial Zone Phase 2, 09000 Kulim, Kedah, Malaysia

▼

8. Click on the  (expand) button to expand the project location details.

Proposed Production for the First 3 Years

Existing													
Products / Activities	Unit of Measurement	Annual Production Capacity						Max Production Capacity (Qty.)	Market			Major Customer	Major Export Destination
		Year 1		Year 2		Year 3			Domestic (%)	Export (%)	LMRW / FZ (%)		
		Quantity	Ex-factory Value (RM)	Quantity	Ex-factory Value (RM)	Quantity	Ex-factory Value (RM)						
Silane gas	- Select Unit of Meas.	0	0.00	0	0.00	0	0.00		0.00	0.00	0.00		
4													

Additional													
Products / Activities	Unit of Measurement	Annual Production Capacity						Max Production Capacity (Qty.)	Market			Major Customer	Major Export Destination
		Year 1		Year 2		Year 3			Domestic (%)	Export (%)	LMW / FZ (%)		
		Quantity	Ex-factory Value (RM)	Quantity	Ex-factory Value (RM)	Quantity	Ex-factory Value (RM)						
Silane gas	- Select Unit of Measu.	0	0.00	0	0.00	0	0.00		0.00	0.00	0.00		
4													

Product Pricing Details

Factory Price for Each Product	Cost of Local Raw Materials/ Components (%)	Cost of Imported Raw Materials/ Component (%)	Cost of Energy and Fuel (%)	Cost of Labour (%)	Depreciation (%)	Interest Payments, Indirect Taxes, Quilt Rent & etc (%)	Administrative and Marketing Cost (%)	Cost of Technology (Including Royalty, management services and other related cost) (%)	Manufacturing Profit (%)	Total (%)	Value Add (%)	Local Content (%)
Silane gas	0.00	0.00	0.00	0.00	0.00	0.00	0.00	0.00	0.00	0.00	0.00	0.00

9. Fill in the details for:


- Existing Proposed Product/Activity for First 3 Years
- Additional Proposed Product/Activity for First 3 Years
- Product Pricing Details

10. Click item in the Existing Proposed Product/Activity, system will allow applicant to fill in the details.

11. Click item in the Additional Proposed Product/Activity, system will allow applicant to fill in the details.

12. Click item in the Product Pricing Details, system will allow applicant to fill in the details.

13. Click  button to save. The system will save and display the details.


14. Click  button to cancel. The system will clear the active row.

15. Click  button to delete the selected record.

16. Click the **[Next]** button, system will redirect to **‘Next’** section.

3.8 Additional Information

The screenshot shows the 'Additional Information' section of a Manufacturing Licence application form. The form is titled 'Manufacturing Licence' with a 'Draft' status. The company name is 'MANUFACTURING INDUSTRIES SDN BHD' and the application number is 'ML202100014'. The application type is 'New'. The form is divided into two main sections: 'Progress (8 / 12)' and 'Additional Information'. The 'Progress' section lists six steps: A. Company, B. Previous Company Activity/Project, C. Application Information, D. Project Cost, E. Project Financing, and F. Manpower. The 'Additional Information' section contains four expandable fields: 'Global Operation/Parent Company', 'Method of Production', 'Research and Development', and 'Estimated Labour Cost and Earnings'. Each field has a blue square button with a white number (1, 2, 3, 4) and a green checkmark icon to its right. Blue lines connect the numbers 1, 2, 3, and 4 to the respective expandable fields.

1. Click on the  (expand) button to expand the Global Operation/Parent Company section. Fill in the information. (if applicable)

Global Operation/Parent Company

Name of Company

Year Founded

2021

Headquarters Location

Address 1

Address 2

Address 3 (Optional)

Country

- Select Country -

State

City

Postcode

Activity

Group Of Companies

Overseas Office Address

Address 1

Address 2

Address 3 (Optional)

Country

- Select Country -

State

City

Postcode

Key Management Team

No.	Name *	Designation *
<div> <div></div> <div>Add Record</div> </div>		

Annual Sales (RM)


0.00

Operating Profit (RM)

0.00

Capital (RM)

0.00

2. Click on the  (expand) button to expand the Method of Production section. Following are the mandatory sections:
 - i. Table (d) Raw Materials and Components
 - ii. Table (e) Market

Method of Production



a. Details on Emission of Pollutants

Please provide details on emission of pollutants		
Point Of Emission	Type of Pollutants	Quantity
Add Record		

b. Sources of Technical Know-How

Name of Supplier	Address of Supplier *	Country *	State *	City *	Postcode
Add Record					

c. Pollution Control Equipment

Description	Type *	Unit *	Function	Country of Origin *	Cost (RM) *
Add Record					

d. Raw Materials and Components

Raw materials and components	HS Tariff Code	Quantity Per Annum *	Unit of Measurement (UOM)	Value Per Annum (RM) *			
					% of Value	Name	Address
Add Record							

e. Market

Products/ produce/ activities New	Market %			Principal Consumers/Export Destinations
	Year 1	Year 2	Year 3	
Free Zone (FZ) / Licence Manufacturing Warehouse (LMW)	0.00	0.00	0.00	
Own Consumption	0.00	0.00	0.00	
Domestic Market	0.00	0.00	0.00	
Export Market	0.00	0.00	0.00	
Total	0.00	0.00	0.00	

3. Click on the (expand) button to expand the Research and Development section. Fill in the information. (if applicable)

Research and Development

a. Research and Development Activity

*Company must comply with the new R&D definition under the Investment Promotions Act, 1986 as announced in Finance Act 2018

Title of Project/Activity	Objective	Date of Commencement and duration
+ Add Record		

b. Job Function

Designation	Job Function
+ Add Record	

c. Collaboration with Local Universities/Research Institutes/Companies (If any)

Please indicate if your company plans to collaborate with Local Universities/Research Institutes/Companies

Yes

No.	Name of Universities/Research Institutes/Companies	Type of Collaboration
+ Add Record		

d. Creation, Filing & Registration of Intellectual Properties (IPs) (If any)

Please indicate if your company plans to create \, file or register Intellectual Properties (IPs)

Yes

-Please Select-

e. Type of Intellectual Property (IP) developed, filed and registered

No.	Type of IP	Date of Filing	Date of Registration	Registration Authority i.e Malaysia Intellectual Property (MyIPO), Intellectual Property of Singapore (IPOS)
+ Add Record				

*Please attach the Registration Certificate

f. If company owns and derives Intellectual Property (IPs) income, please provide information as below

No.	Type of IP i.e Patent, License, Copyrighted Software	Type of IP Expenditure	Annual Income (RM)	Percentage of IP cost embedded in the product pricing (%)
+ Add Record				

g. If company use licensing or purchasing of Intellectual Property (IP) from other parties, please provide information as below

No.	Type of IP	Owner of IP	Country	Form of Payment for Licensing i.e Fees or Royalty	Form of Payment for Purchasing i.e Lump Sum Payment or by Progress	Licensing/Acquisition Cost (RM)
+ Add Record						

h. Annual Operational Expenditure


No.	Item	Existing Product/Activities (RM)	Additional Products/Activities		
			Year 1 (RM)	Year 2 (RM)	Year 3 (RM)
1.	Cost of Raw Materials/Components Used in R&D	0.00	0.00	0.00	0.00
2.	Payment for Technical Services	0.00	0.00	0.00	0.00
3.	Salary and Allowance for Personnel Involved Directly in the Research Project	0.00	0.00	0.00	0.00
	Other Cost :-	0.00	0.00	0.00	0.00
	a. Travelling Cost of R&D personnel				
	b. Transportation Cost of Raw Materials	0.00	0.00	0.00	0.00
	c. Rental and Maintenance of Buildings, Machinery and Equipment	0.00	0.00	0.00	0.00
	d. Prototyping of product(s)	0.00	0.00	0.00	0.00
		0.00	0.00	0.00	0.00

i. Main Machinery and Equipment for Research and Development (R&D)

Description	Function	Unit	Cost (RM)
+ Add Record			

j. Expenses over Gross Sales

Products/Produce/Activities	Annual Gross Sales for Existing Products/Activities (RM)	Year 1 (RM)	Year 2 (RM)	Year 3 (RM)
Iron rod	0.00	0.00	0.00	0.00

4. Click on the  (expand) button to expand the Estimated Labour Cost and Earnings section. Following are the mandatory sections:

- i. Table (a) Estimated Labour Cost
- ii. Table (b) Estimated Earnings

Estimated Labour Cost and Earnings


a. Estimated Labour Cost


Year in Operation	Salaries and Wages (RM) *
Include wages, salaries, bonuses, social insurance contribution and employee benefits for total employees	
2021	0.00
2022	345,000.00


b. Estimated Earnings


Year In Operation	Projected Earnings before Interest, Tax, Depreciation & Amortization (EBITDA) (RM) *	Projected Net Income After Tax			Total (%)
		Held in Malaysia as reserves (%)	Remitted out of Malaysia (%)	Reinvested in Malaysia (%)	
2021	0.00	0.00	0.00	0.00	0.00
2022	0.00	0.00	0.00	0.00	0.00

c. Utility Requirement for Project

Projection of electricity requirement		
Year *	Maximum Demand (kW-Kilowatt) *	Remarks
<div>  Add Record </div>		

Projection of water requirement		
Year *	Maximum Demand (MLPD - Million Liter Per Day) *	Remarks
<div>  Add Record </div>		

Projection of gas requirement		
Year *	Maximum Demand (MMbtu - One Million British Thermal Units) *	Remarks
<div>  Add Record </div>		

Projection of broadband (internet) requirement		
Year *	Maximum Demand (Mbps - Megabyte per second) *	Remarks
<div>  Add Record </div>		

5. Click the **[Next]** button, system will redirect to 'Next' section.

3.9 Company Operation and Technology

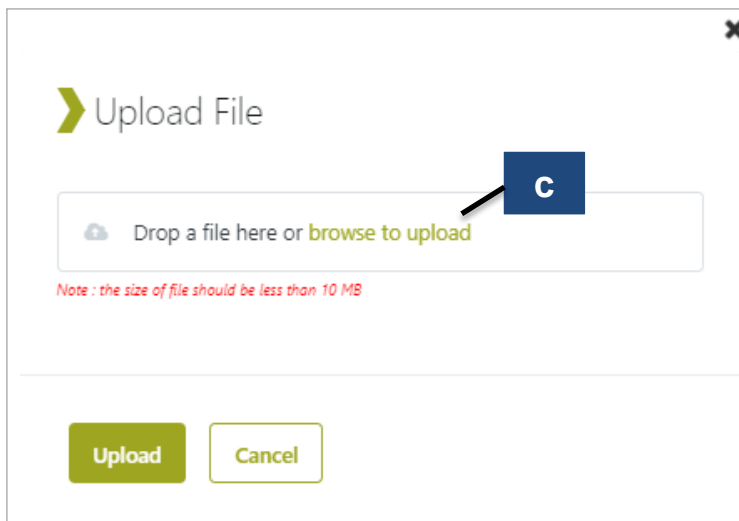
1. This section is mandatory to select and upload file at least 1 category

+ Add New Operation / Activity

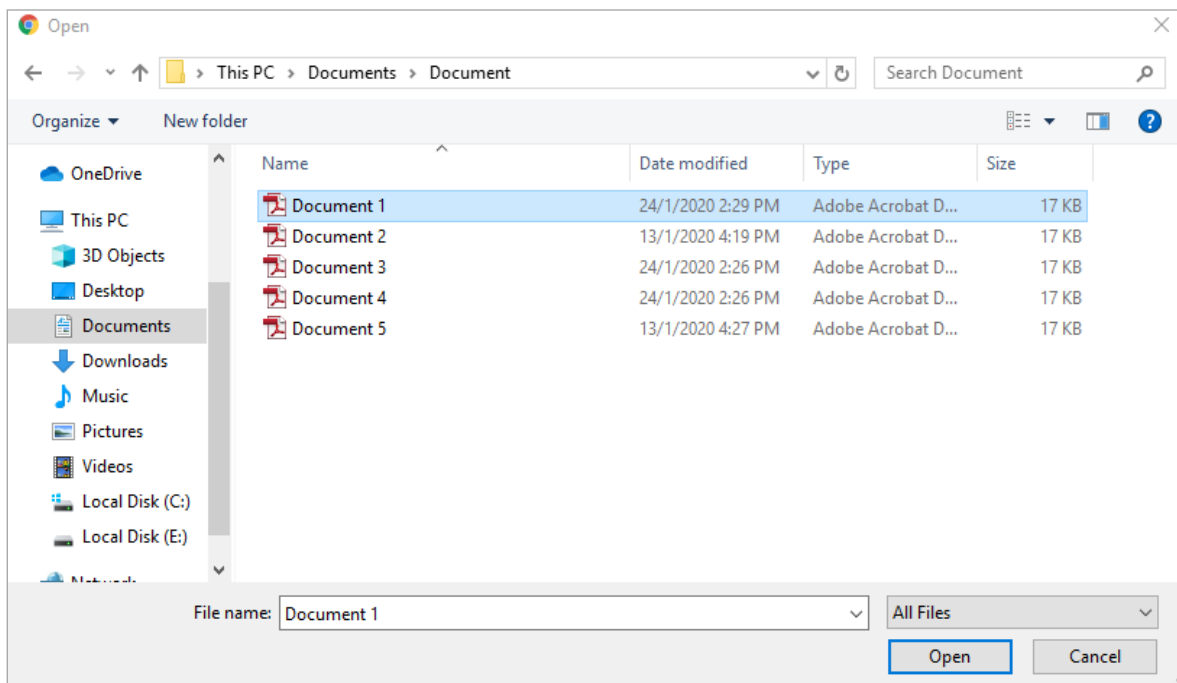
Selection	Operation / Activity	File Name
<input type="checkbox"/>	OEM (Original Equipment Manufacturer)	Upload File
<input type="checkbox"/>	ODM (Original Design Manufacturer)	Upload File
<input type="checkbox"/>	Contract Manufacturing	Upload File
<input type="checkbox"/>	Undertake Research and Development R&D Activity	Upload File
<input type="checkbox"/>	Undertake Design and Development R&D Activity	Upload File
<input type="checkbox"/>	Adoption and Technology	Upload File
<input type="checkbox"/>	Automation	Upload File
<input type="checkbox"/>	Biomass	Upload File
<input type="checkbox"/>	Recycled Material / Components	Upload File
<input checked="" type="checkbox"/>	Quality Projects	Upload File
<input type="checkbox"/>	Knowledge Based	Upload File
<input type="checkbox"/>	Simulation	Upload File
<input type="checkbox"/>	Additive Manufacturing	Upload File
<input type="checkbox"/>	Cybersecurity	Upload File
<input type="checkbox"/>	Cloud Computing	Upload File
<input type="checkbox"/>	Internet of Things (IoT)	Upload File
<input type="checkbox"/>	Big Data Analytics	Upload File
<input type="checkbox"/>	Autonomous Robot	Upload File
<input type="checkbox"/>	System Integration	Upload File
<input type="checkbox"/>	Augmented Reality	Upload File
<input type="checkbox"/>	Artificial Intelligence	Upload File
<input type="checkbox"/>	Advanced Materials	Upload File

a) Tick the Operation/Activity selection that user wish to upload document

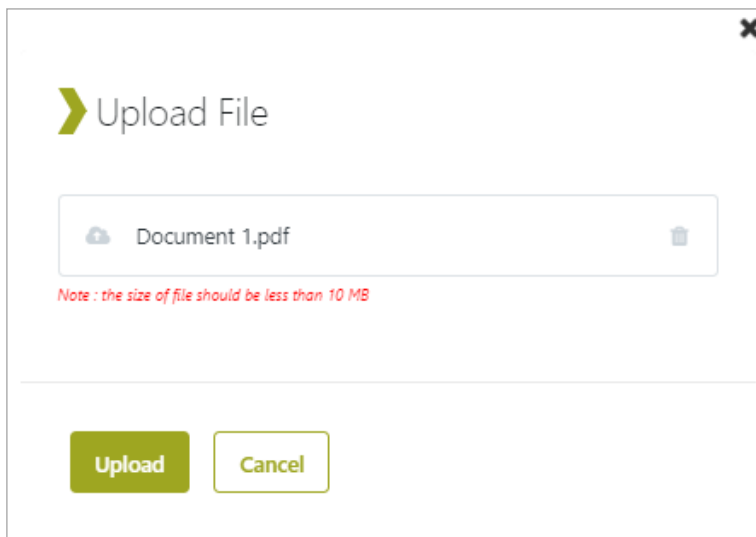
b) Click the **[Upload File]** link to upload document. The system will display pop-up message 'Upload File'



- c) Click the '**browse to upload**'
- d) The system will open the windows file upload.



- e) Select a file and click [**Open**] button
- f) The system will display the filename and ready to be uploaded.



Upload File

Document 1.pdf

Note : the size of file should be less than 10 MB

Upload Cancel

g) Click the **[Upload]** button

h) The system will display the filename at '**Supporting Document**'.

Company Operation and Technology

[+ Add New Operation / Activity](#)

Selection	Operation / Activity	File Name
<input checked="" type="checkbox"/>	OEM (Original Equipment Manufacturer)	diversification.jpg View Download Upload New File

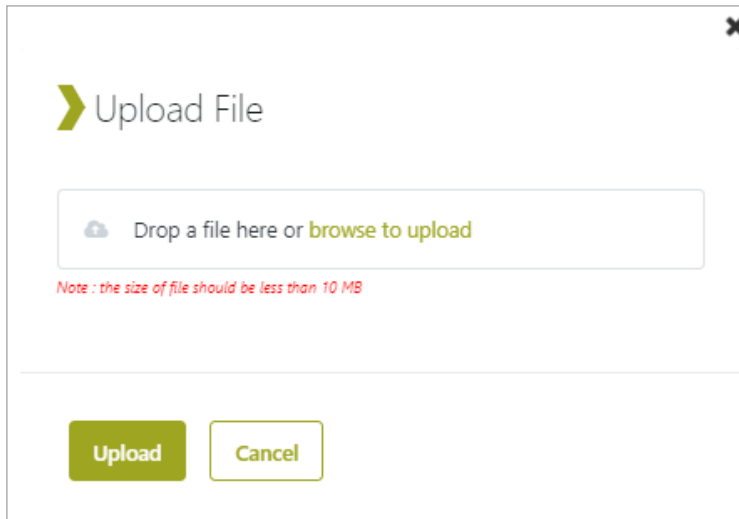
5. If applicant have additional category, applicant should [+ Add New Operation / Activity](#)

6. Click the **[Next]** button

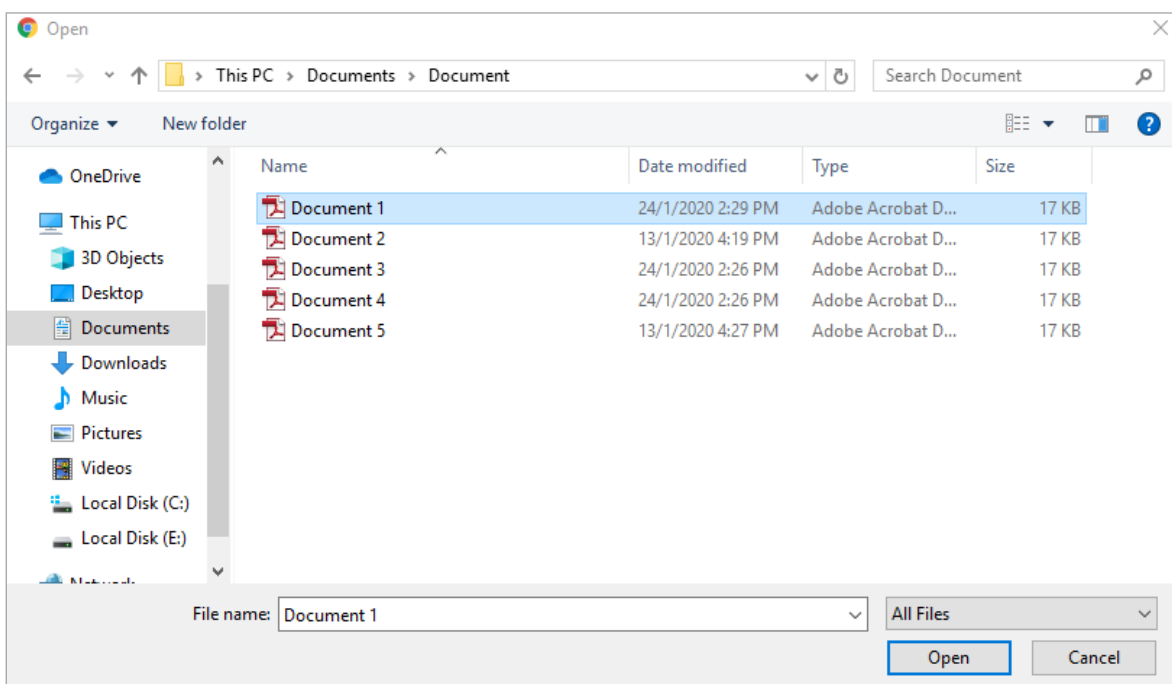
The system will redirect to the '**Next**' section.

3.10 Supporting Documents

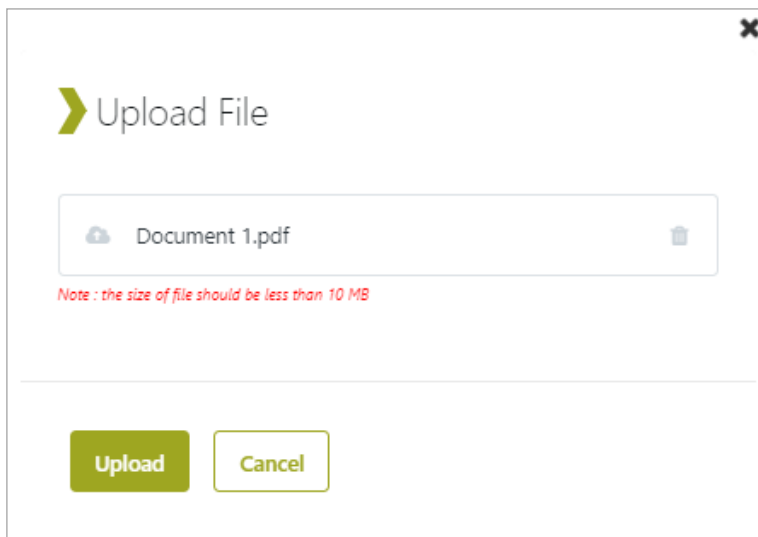
1. Upload mandatory document (denoted as ‘*’ sign) by click **[Upload File]**
2. The system will display pop-up message ‘Upload File’



3. Click the ‘browse to upload’
4. The system will open the windows file upload.



5. Select a file and click **[Open]** button
6. Then system will display the filename and ready to be uploaded.



Upload File

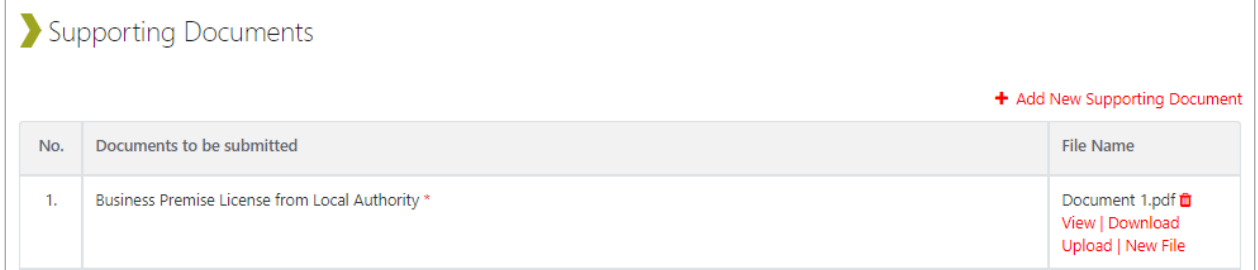
Document 1.pdf

Note : the size of file should be less than 10 MB

Upload Cancel

7. Click the **[Upload]** button

8. The system will display the filename at **'Supporting Document'**.



Supporting Documents

+ Add New Supporting Document

No.	Documents to be submitted	File Name
1.	Business Premise License from Local Authority *	Document 1.pdf View Download Upload New File

9. Click the **[Next]** button

The system will redirect to the **'Next'** section.

3.11 Eligibility Criteria

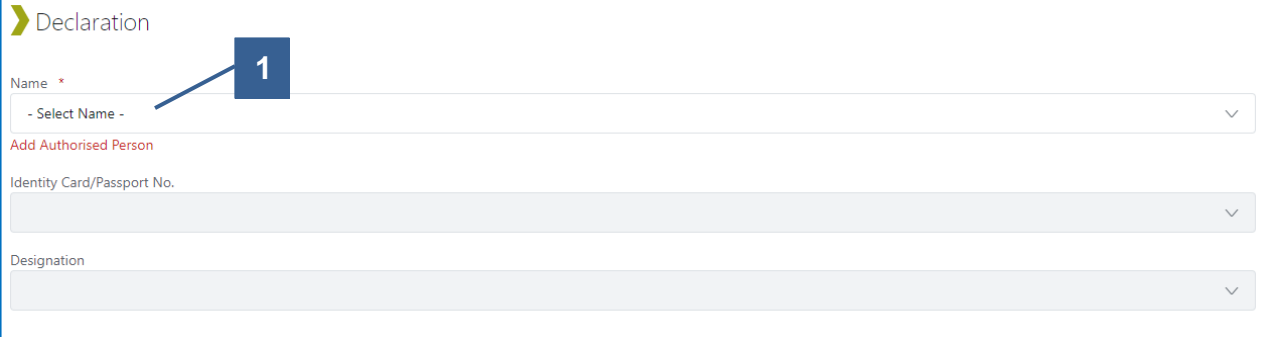
1. This section is auto calculated by the system based on the Project Cost, Project Financing and Manpower details.

Eligibility Criteria Comment			
No.	Eligibility Criteria Details	Score	Eligible
1.	Company employs at least 75 and above full-time workers; or/and	77	<input checked="" type="checkbox"/>
2.	Company has at least RM2.5 million of shareholders' fund	RM 5,471,338.00	<input checked="" type="checkbox"/>
3.	Capital Investment Per Employee (CIPE) is at least RM140,000; and	RM145,669.48	<input checked="" type="checkbox"/>
4.	Company's full time employees shall comprise of at least 80% Malaysian; and	98.70%	<input checked="" type="checkbox"/>
5.	At least 25% of the company's full time workforce are managerial, technical, and supervisory (MTS) staff and/or	59.74%	<input checked="" type="checkbox"/>
6.	Product's value added is at least 40%	50%	<input checked="" type="checkbox"/>

2. Click the **[Next]** button.

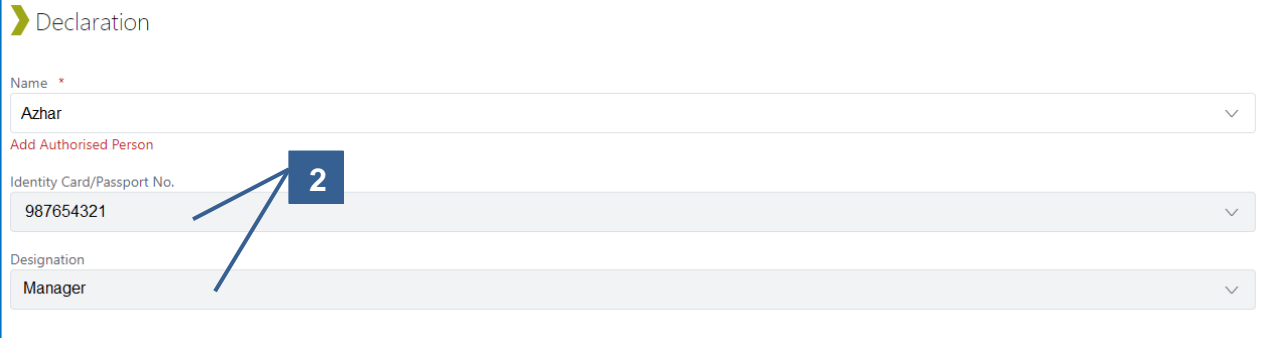
The system will redirect to the **'Next'** section.

3.12 Declaration



The screenshot shows the 'Declaration' section of a form. It contains three dropdown menus: 'Name', 'Identity Card/Passport No.', and 'Designation'. The 'Name' dropdown is currently open, showing a list of names. A blue box with the number '1' and an arrow points to the 'Name' dropdown menu.

1. Click the dropdown '**Name**'. Select an Authorised Person from the dropdown list.



The screenshot shows the 'Declaration' section of a form. The 'Name' dropdown is now filled with 'Azhar'. The 'Identity Card/Passport No.' field is auto-filled with '987654321' and the 'Designation' field is auto-filled with 'Manager'. A blue box with the number '2' and an arrow points to the 'Identity Card/Passport No.' field.

2. The system will auto-fill:
 1. Identity No./Passport No.
 2. Designation

i	hereby declare that to the best of my knowledge, the particulars furnished in this application are true;
ii	acknowledge that all the specific criteria as stated in Section: Eligibility Criteria will be imposed as conditions;
iii	hereby declare that this application is in compliance with the eligibility criteria and conditions including additional conditions (where necessary) imposed for the approval of Manufacturing Licence (Section: Eligibility Criteria);
iv	hereby furnished all the documents required as stated in the checklist;
v	agree and understand that MIDA, in amongst its functions to advise the Government on matters related to economic planning, may disclose my company's information as and when necessary and only for purposes under the Malaysian Investment Development Authority (Incorporation) Act 1965 to relevant government bodies or government appointed bodies
vi	warrant that no components of the project/manufacturing activities infringe the intellectual property rights of any third party. The Applicant agrees to fully indemnify MIDA against any loss, damages, costs and expenses including legal costs, which may be incurred as a result of any action or claim that may be made or initiated against it by any third parties alleging infringement of their intellectual property rights
vii	<p>company is required to submit information on investment performance and project implementation status under the Industrial Coordination Act (ICA), 1975 whenever requires by MIDA. Failure to do so will result in company to:</p> <p>a. commit an offence and can be penalised with not more than one thousand ringgit or imprisonment for no longer than three months or both and can be further penalised with not more than five hundred ringgit for each day for as long as the offence is being committed; or</p> <p>b. commit an offence if company refurbish any false statement or other false information or creating confusion in any of the refurbished materials and can be penalised with not more than two hundred ringgit or imprisonment for no longer than six months or both.</p>

3

☐ has engaged the services of the following consultant for my application :

☐ hereby acknowledge that I have read, understood and agree on the above statements, and take full responsibility for all information and documents submitted to MIDA.

3. Tick the checkbox if engaging consultant services.

☒ has engaged the services of the following consultant for my application :

4

Company Name *

Address *

State * City * Postcode *

- Select State - - Select State -

Name *

Designation *

Phone No. * Fax No.

Email Address *

Website

4. Fill in Consultant details such as:

- (a) Company Name
- (b) Address
- (c) State
- (d) City
- (e) Postcode
- (f) Name
- (g) Designation
- (h) Phone No.
- (i) Fax No.
- (j) Email Address
- (k) Website

i	hereby declare that to the best of my knowledge, the particulars furnished in this application are true;
ii	acknowledge that all the specific criteria as stated in Section: Eligibility Criteria will be imposed as conditions;
iii	hereby declare that this application is in compliance with the eligibility criteria and conditions including additional conditions (where necessary) imposed for the approval of Manufacturing Licence (Section: Eligibility Criteria);
iv	hereby furnished all the documents required as stated in the checklist;
v	agree and understand that MIDA, in amongst its functions to advise the Government on matters related to economic planning, may disclose my company's information as and when necessary and only for purposes under the Malaysian Investment Development Authority (Incorporation) Act 1965 to relevant government bodies or government appointed bodies
vi	warrant that no components of the project/manufacturing activities infringe the intellectual property rights of any third party. The Applicant agrees to fully indemnify MIDA against any loss, damages, costs and expenses including legal costs, which may be incurred as a result of any action or claim that may be made or initiated against it by any third parties alleging infringement of their intellectual property rights
vii	company is required to submit information on investment performance and project implementation status under the Industrial Coordination Act (ICA), 1975 whenever requires by MIDA. Failure to do so will result in company to: a. commit an offence and can be penalised with not more than one thousand ringgit or imprisonment for no longer than three months or both and can be further penalised with not more than five hundred ringgit for each day for as long as the offence is being committed; or b. commit an offence if company refurbish any false statement or other false information or creating confusion in any of the refurbished materials and can be penalised with not more than two thousand ringgit or imprisonment for no longer than six months or both.

☐ has engaged the services of the following consultant for my application :

☐ hereby acknowledge that I have read, understood and agree on the above statements, and take full responsibility for all information and documents submitted to MIDA.

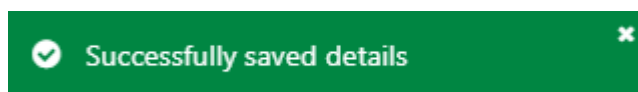
5. Tick the checkbox to agree with the terms and conditions stated in the **'Declaration'** section.

☒ hereby acknowledge that I have read, understood and agree on the above statements, and take full responsibility for all information and documents submitted to MIDA.

6

Save **Submit**

6. Click the **[Save]** button. The system will display a success message.



In Progress

7

Company Name Application No. Division \$ Processing Fee Application Form

Progress (5 / 5)

- A Company
- B Previous Company Activity/Project
- C Application
- D Additional/Supporting Documents
- E Declaration**

Declaration

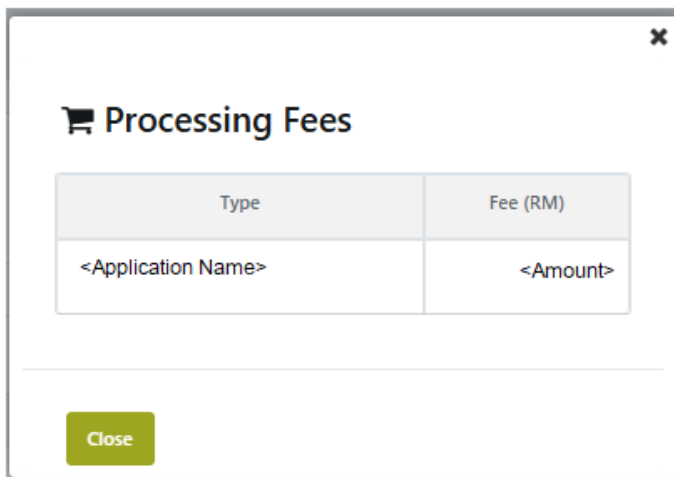
Name *
- Select Name -

Identity Card/Passport No.
-

Designation
Managing Director

i hereby agree that this application can be closed by MIDA if the application under my purview is non-responsive to the requested information within the stipulated period.

☒ hereby acknowledge that I have read, understood and agree on the above statements, and take full responsibility for all information and documents submitted to MIDA.

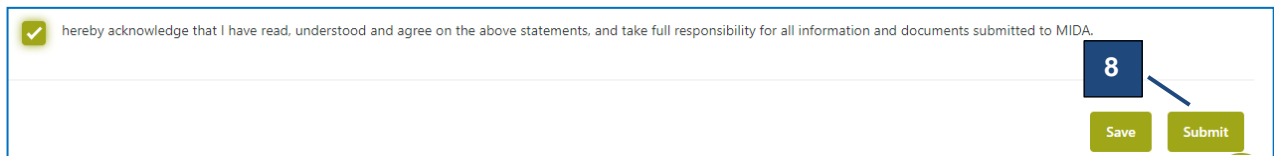


Processing Fees

Type	Fee (RM)
<Application Name>	<Amount>

Close

7. To check the application processing fee in the application header, click the [Processing Fee] button.

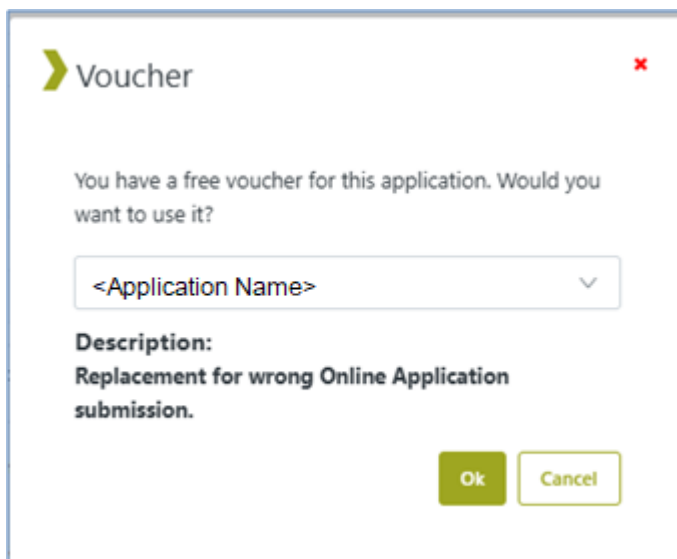


☒ hereby acknowledge that I have read, understood and agree on the above statements, and take full responsibility for all information and documents submitted to MIDA.

8

Save Submit

8. Click the **[Submit]** button, and a popup message will appear if the application requires a submission fee and the company has a free voucher, allowing it to be applied.



Voucher

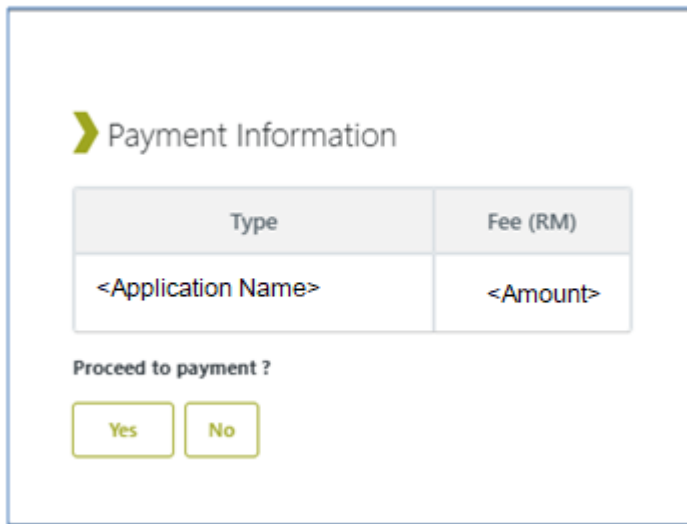
You have a free voucher for this application. Would you want to use it?

<Application Name>

Description:
Replacement for wrong Online Application submission.

Ok Cancel

9. Click the **[Submit]** button, and a popup message will appear if the application requires a submission fee and the company either does not have a free voucher or has chosen not to use it.



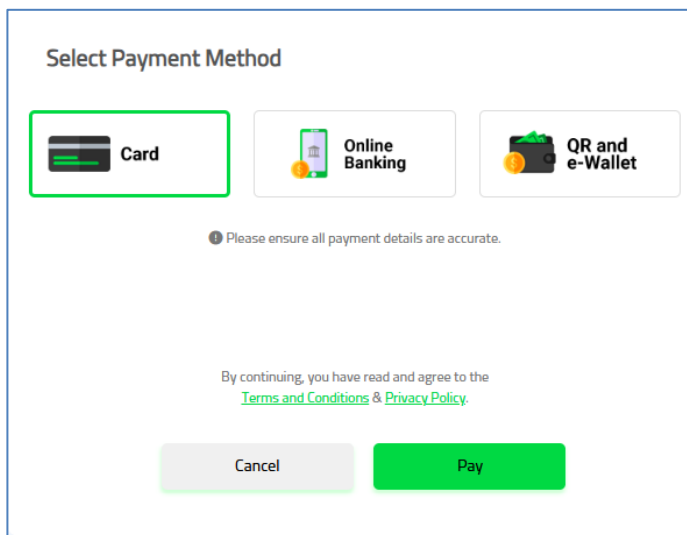
The screenshot shows a 'Payment Information' screen. At the top, there is a green arrow icon followed by the text 'Payment Information'. Below this is a table with two columns: 'Type' and 'Fee (RM)'. The first row of the table contains the text '<Application Name>' under 'Type' and '<Amount>' under 'Fee (RM)'. Below the table, the text 'Proceed to payment ?' is displayed. At the bottom, there are two buttons: 'Yes' and 'No'.

Type	Fee (RM)
<Application Name>	<Amount>

Proceed to payment ?

Yes No

10. If the company clicks [Yes] to proceed with payment, the system will display the payment screen for the company to select payment option and click on [Pay] to make the payment.



The screenshot shows a 'Select Payment Method' screen. At the top, the text 'Select Payment Method' is displayed. Below this are three payment options, each with an icon and a label: 'Card' (with a credit card icon), 'Online Banking' (with a smartphone icon), and 'QR and e-Wallet' (with a QR code icon). The 'Card' option is highlighted with a green border. Below these options, a small text line reads: 'Please ensure all payment details are accurate.' Further down, a text line reads: 'By continuing, you have read and agree to the [Terms and Conditions](#) & [Privacy Policy](#).' At the bottom, there are two buttons: 'Cancel' and 'Pay'.

Select Payment Method

Card Online Banking QR and e-Wallet



Please ensure all payment details are accurate.

By continuing, you have read and agree to the [Terms and Conditions](#) & [Privacy Policy](#).

Cancel Pay

11. If the company select Card as payment option.

We accept



Amount

MYR 1.00

Pay with new card

Card Number

1234 5678 9123 4567

Expiry Date


MM / YY


CVV


Pay Now

12.If the company select Online Banking as payment option.

Select Payment Method

 Card

 Online Banking

 QR and e-Wallet

Please ensure all payment details are accurate.

Select Bank

By continuing, you have read and agree to the

[Terms and Conditions](#) & [Privacy Policy](#).

Cancel

Pay

13.If the company select QR and e-Wallet as payment option.

Select Payment Method

Card Online Banking QR and e-Wallet

Please ensure all payment details are accurate.

Select e-Wallet

By continuing, you have read and agree to the [Terms and Conditions](#) & [Privacy Policy](#).

Cancel Pay

14. A popup message will appear to verify the Digicert if the payment has been made or if the application does not require a processing fee.

Verify Digicert

IC/Passport

987654321

PIN

Confirm Cancel

15. Click the **[Cancel]** button system will return to the **'Declaration'** section.

16. Insert PIN and click the **[Confirm]** button

17. The system will display a success message.



18. The system will show the above pop-up message as the submission is successful. Now the user may wait for the notification email from MIDA regards the further process.



InvestMalaysia - Application ML202100133 is in Review

Dear Applicant

You have successfully submitted your application to InvestMalaysia Online Portal. MIDA is reviewing the application.

The details of the application are as follows:

Company Name : FA INDUSTRIES SDN BHD
Application No. : ML202100133
Application : Manufacturing Licence (Manufacturing)

Thank you.

*Regards,
InvestMalaysia Administrator*

Malaysian Investment Development Authority (MIDA)

MIDA Sentral, No. 5, Jalan Stesen Sentral 5, Kuala Lumpur Sentral, 50470 Kuala Lumpur, Malaysia

Tel: 603-2267 3633 Fax: 603-2274 7970 Email: investmalaysia@mida.gov.my

InvestMalaysia Online Portal: <https://investmalaysia.mida.gov.my>

Official Website: <https://www.mida.gov.my>

This is a system generated email. No signature required. Please do not reply to this email.

3.13 Print Preview Application Form

1. Click on the **[Application Form]** button.

2. The web browser will open a new tab and display the print preview format of the Application Form. Scroll down the document to view all pages.

3.14 Application is Submitted to processing division



InvestMalaysia - Submitted Application ML202100048

[Redacted]

Dear [Redacted]

Application ML202100048 has been submitted to Chemical & Advanced Materials Division.

The details of the application are as follows:

Company Name : SEMICONDUCTOR INDUSTRIES SDN BHD
Application No. : ML202100048
Application : Manufacturing Licence (Manufacturing)
Submission Date : 14/01/2021

Thank you.

Regards,
InvestMalaysia Administrator

Malaysian Investment Development Authority (MIDA)

MIDA Sentral, No. 5, Jalan Stesen Sentral 5, Kuala Lumpur Sentral, 50470 Kuala Lumpur, Malaysia

Tel: 603-2267 3833 Fax: 603-2274 7970 Email: investmalaysia@mida.gov.my

InvestMalaysia Online Portal: <https://investmalaysia.mida.gov.my>

Official Website: <https://www.mida.gov.my>

This is a system generated email. No signature required. Please do not reply to this email.

3.15 Application is Returned by MIDA due to incomplete information



InvestMalaysia - Returned Application ML202100049

Dear midamalaysia123,

Your application ML202100049 has been returned.

Remark : No product description

Please update and resubmit your application.

Thank you.

Regards,
InvestMalaysia Administrator

Malaysian Investment Development Authority (MIDA)

MIDA Sentral, No. 5, Jalan Stesen Sentral 5, Kuala Lumpur Sentral, 50470 Kuala Lumpur, Malaysia

Tel: 603-2267 3633 Fax: 603-2274 7970 Email: investmalaysia@mida.gov.my

InvestMalaysia Online Portal: <https://investmalaysia.mida.gov.my>

Official Website: <https://www.mida.gov.my>

This is a system generated email. No signature required. Please do not reply to this email.

3.16 Acknowledgement Email and Letter when application is received and being processed



InvestMalaysia - Permohonan Diterima MIDA ML/2021/00026

Tuan/Puan,

Adalah dimaklumkan bahawa permohonan syarikat tuan/puan telah diterima dan sedang dipertimbangkan.

No. Ruj. MIDA : ML/2021/00026
No. Ruj. Permohonan : ML202100047
Tarikh Diterima : 14/01/2021 09:18:36

Nama Syarikat : MANUFACTURING INDUSTRIES SDN BHD
No. Pendaftaran Syarikat : 70009-X
Pegawai Dihubungi : Faridah Ariffin
Jawatan : Manager
No. Telefon : 01101234567
Emel : [REDACTED]
Alamat : [REDACTED]

Bahagian : Kimia dan Bahan Termaju
Pengarah/Timbalan Pengarah : [REDACTED]
No. Telefon : 0322676773
Emel : [REDACTED]

Pegawai MIDA : [REDACTED]
No. Telefon : 0322676726
Emel : [REDACTED]

Sekian, terima kasih.

InvestMalaysia Administrator

Malaysian Investment Development Authority (MIDA)

MIDA Sentral, No. 5, Jalan Stesen Sentral 5, Kuala Lumpur Sentral, 50470 Kuala Lumpur, Malaysia

Tel: 603-2267 3633 Fax: 603-2274 7970 Email: investmalaysia@mida.gov.my

InvestMalaysia Online Portal: <https://investmalaysia.mida.gov.my>

Official Website: <https://www.mida.gov.my>

This is a system generated email. No signature required. Please do not reply to this email.

3.17 Email Notification when application is successful



InvestMalaysia - Pemberitahuan Surat Keputusan [Company Name] Reference No.]

Tuan/Puan,

Adalah dimaklumkan bahawa Surat Keputusan bagi permohonan syarikat tuan/puan [Company Name]
[Reference No.

Surat Keputusan tersebut boleh dimuat turun menerusi:

[Surat Keputusan : PDA/2021/00011](#)

MIDA menggunakan Tandatangan Digital (Public Key Infrastructure (PKI/Digital Certificate)) ke atas Surat Keputusan yang dikeluarkan. Penggunaan sistem ini membolehkan:

- i) Pihak syarikat tuan/puan menerima Surat Keputusan secara online.
- ii) Pihak Kementerian Kewangan, MITI, dan Jabatan Kastam DiRaja menerima dan mengakses Surat Keputusan secara online.

Sekian, terima kasih.

InvestMalaysia Administrator

Malaysian Investment Development Authority (MIDA)

MIDA Sentral, No. 5, Jalan Stesen Sentral 5, Kuala Lumpur Sentral, 50470 Kuala Lumpur, Malaysia

Tel: 603-2267 3633 Fax: 603-2274 7970 Email: investmalaysia@mida.gov.my

InvestMalaysia Online Portal: <https://investmalaysia.mida.gov.my>

Official Website: <https://www.mida.gov.my>

This is a system generated email. No signature required. Please do not reply to this email.

- Once the **Application List** for the selected module is displayed, click on the **[Application No]** link that user wish to view.

The screenshot shows the application details for TESTING SDN BHD. The header section contains the following information:

- Company Name:** TESTING SDN BHD
- Application No.:** 202300413
- MIDA Reference No.:** 2023/00002
- Application Type:** New
- Division:** Chemical & Advanced Materials
- Acceptance Date:** 31/07/2023

On the right side of the header, there are four buttons: **Application Form**, **Acknowledgement Letter**, **Decision Letter**, and a circular arrow icon.

Below the header, there is a progress bar labeled "Progress (1 / 11)". The progress bar has three steps: **A Company** (selected), **B Previous Company Activity/Project**, and **C Application Information**.

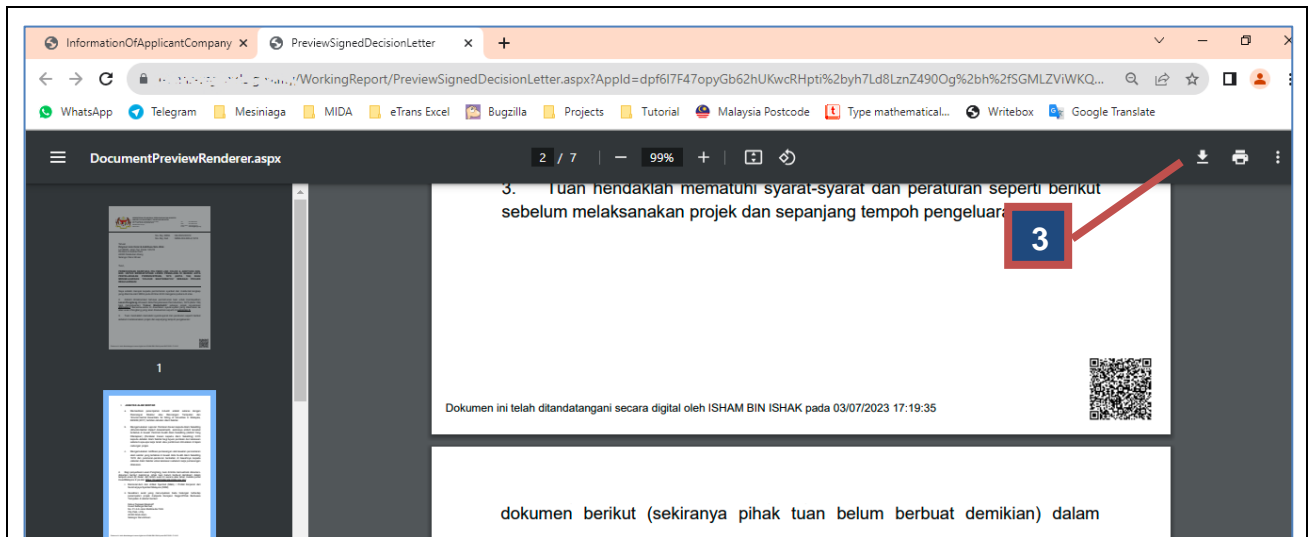
The main content area is titled **Company** and contains a **Company Profile** section. The **Company Name** field is filled with "TESTING SDN BHD". There is a **Comment** button with a speech bubble icon.

- System will display the selected application form

3.18.2 Download Decision Letter

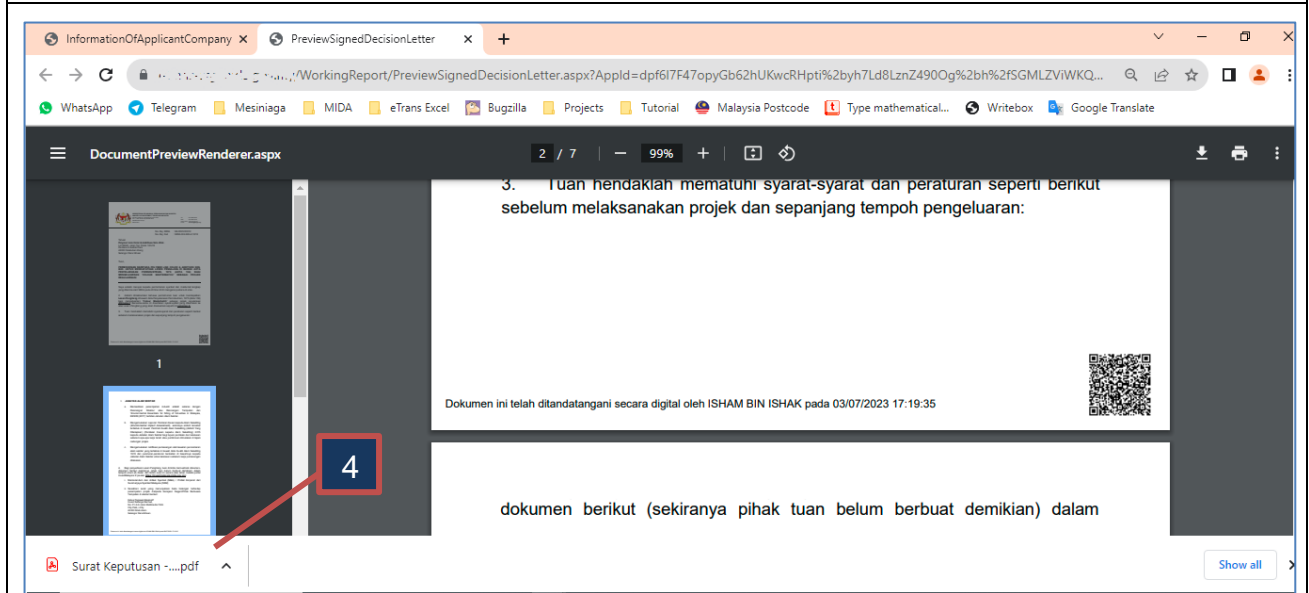
This screenshot is identical to the previous one, but with a blue box containing the number "1" and a blue arrow pointing to the **Decision Letter** button in the header section.

- From the Application Form header, click on the **[Decision Letter]** action button.



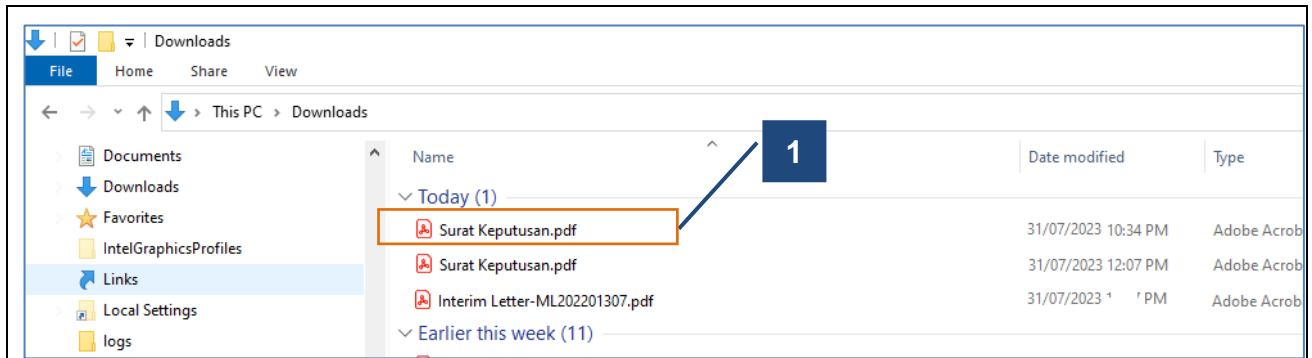
2. System will display the Decision Letter in a new browser tab.

3. Click on the **[Download]** icon to download the document to local folder.

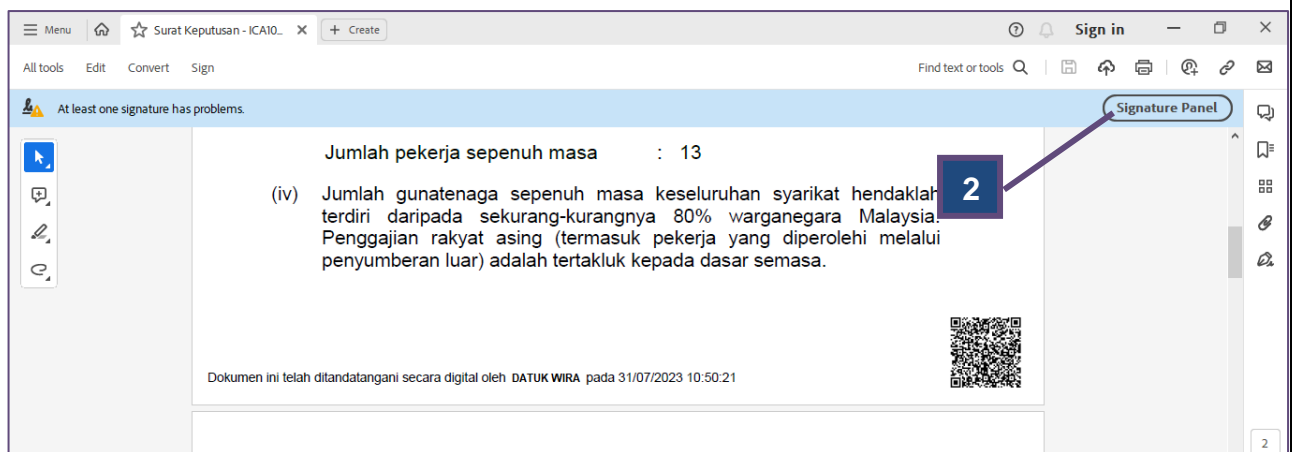


4. System will download the Decision Letter and save in PDF format.

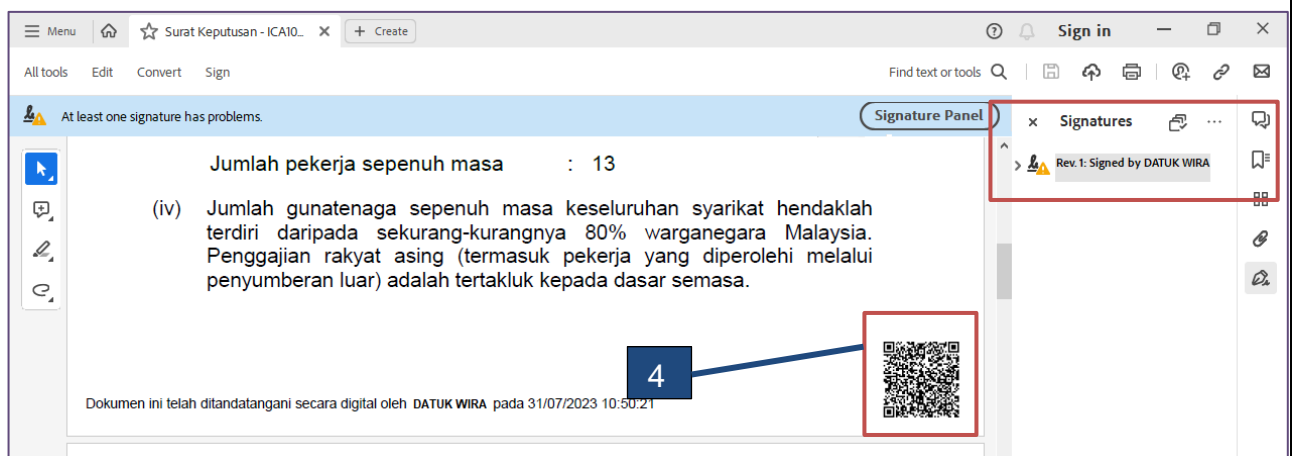
3.18.3 Verify QR Code



1. Once the Decision Letter is downloaded, navigate to the location of the document and launch the document.



2. System will display the selected document in PDF Reader application. At the top right of the document, user can click the **[Signature Panel]** to view the digital signature details.



3. System will display the name of the Officer who digitally signed the letter.

- | |
|--|
| 4. At the bottom of the first page, there is a QR Code that user can scan using a mobile application to validate the letter. |
| 5. The QR Code embedded in the document <u>can only</u> be read by eValidator mobile application. |
| 6. Please refer to the User Guide document “[Invest Malaysia] eValidator Mobile Application ” (MIDA QR Code mobile application) on how to install the mobile application. |

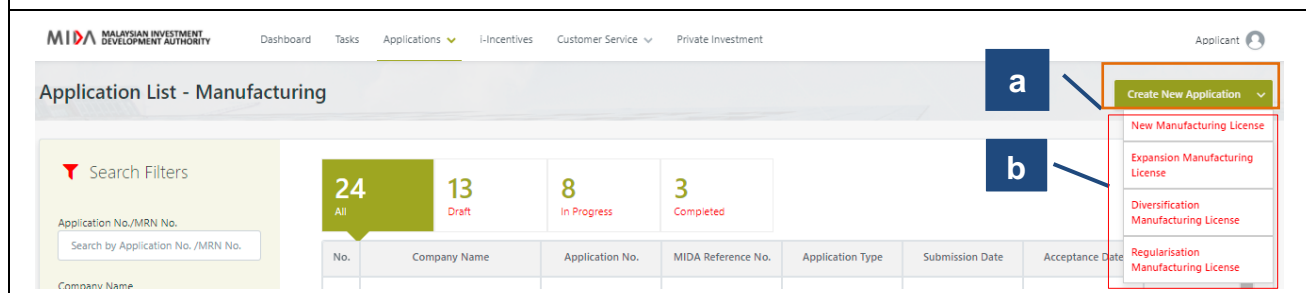
Chapter 4 APPLICATION FOR MANUFACTURING LICENCE

4.1 Application for New Manufacturing Licence

1. Once user successful navigate to the Manufacturing Licence page :

- a) Click the **[Create New Application]** button.
- b) Then click the **[New Manufacturing Licence]** button.

(Refer to Chapter 2 Invest Malaysia Online Portal; 2.3.4 Applications)



2. The system will redirect to the **'Company'** section.

(Refer to Chapter 3 Common Sections for (All Application); 3.1 Company)

3. Click the **'Next'** button.

4. The system will redirect to the **'Previous Approval Records'** section.

(Refer to Chapter 3 Common Sections for (All Application): 3.2 Previous Approval Records)

5. Click the **'Next'** button.

6. The system will redirect to the **'Application Information'** section.

(Refer to Chapter 3 Common Sections for (All Application): 3.3 Application Information; 3.3.1 Application Type - New)

7. Click the **'Next'** button.

8. The system will redirect to the **'Project Cost'** section.

(Refer to Chapter 3 Common Sections for (All Application); 3.4 Project Cost; 3.4.1 Application Type - New)

9. Click the **'Next'** button.

10. The system will redirect to the **'Project Financing'** section.

<p>(Refer to Chapter 3 Common Sections for (All Application); 3.5 Project Financing; 3.5.1 Application Type - New)</p>
<p>11. Click the 'Next' button.</p> <p>12. The system will redirect to the 'Manpower' section.</p> <p>(Refer to Chapter 3 Common Sections for (All Application); 3.6 Manpower; 3.6.1 Application Type - New)</p>
<p>13. Click the 'Next' button.</p> <p>14. The system will redirect to the 'Specific Industry' section.</p> <p>(Refer to Chapter 3 Common Sections for (All Application); 3.7 Specific Industry; 3.7.1 Application Type - New)</p>
<p>15. Click the 'Next' button.</p> <p>16. The system will redirect to the 'Additional Informationr' section.</p> <p>17. (Refer to Chapter 3 Common Sections for (All Application); 3.8 Additional Information)</p>
<p>18. Click the 'Next' button.</p> <p>19. The system will redirect to the 'Company Operation and Technology' section.</p> <p>(Refer to Chapter 3 Common Sections for (All Application); 3.9 Company Operation and Technology)</p>
<p>20. Click the 'Next' button.</p> <p>21. The system will redirect to the 'Supporting Documents' section.</p> <p>(Refer to Chapter 3 Common Sections for (All Application): 3.10 Supporting Documents)</p>

Supporting Documents

Note: Supported file format:

We accept the following files under 10MB size and file name under 300 characters:

Acrobat (.pdf) , Excel (.xls, .xlsx) , PowerPoint (.ppt, .pptx) , Word (.doc, .docx) , Images (.jpg, .jpeg, .gif, .tiff)

+ Add New Document

No.	Documents to be submitted	Filename
1.	Machinery list and equipment in approved manufacturer's premise and indicate where the machinery and equipment will be located.	File Upload
2.	Manufacturing Process flow chart.	File Upload

22. Click the **'Next'** button.

23. The system will redirect to the **'Eligibility Criteria'** section.

(Refer to Chapter 3 Common Sections for (All Application): 3.11 Eligibility Criteria)

24. Click the **'Next'** button.

25. The system will redirect to the **'Declaration'** section.

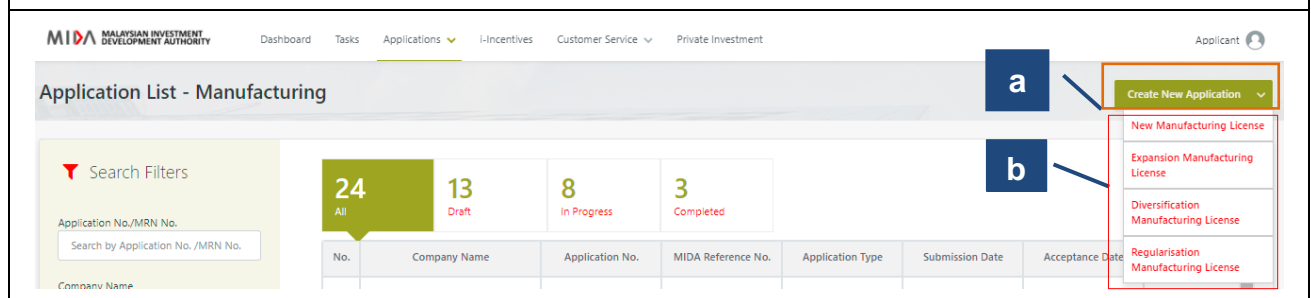
(Refer to Chapter 3 Common Sections for (All Application): 3.12 Declaration)

4.2 Application for Manufacturing Licence on Expansion Project by a Licenced Manufacturer or by an Existing Non-Licenced Manufacturer

1. Once user successful navigate to the Manufacturing Licence page :

- a) Click the **[Create New Application]** button.
- b) Then click the **[Expansion Manufacturing Licence]** button.

(Refer to Chapter 2 Invest Malaysia Online Portal; 2.3.4 Applications)



2. The system will redirect to the **'Company'** section.

(Refer to Chapter 3 Common Sections for (All Application); 3.1 Company)

3. Click the **'Next'** button.

4. The system will redirect to the **'Previous Approval Records'** section.

(Refer to Chapter 3 Common Sections for (All Application): 3.2 Previous Approval Records)

5. Click the **'Next'** button.

6. The system will redirect to the **'Application Information'** section.

(Refer to Chapter 3 Common Sections for (All Application): 3.3 Application Information; 3.3.2 Application Type - Expansion)

7. Click the **'Next'** button.

8. The system will redirect to the **'Project Cost'** section.

(Refer to Chapter 3 Common Sections for (All Application); 3.4 Project Cost; 3.4.2 Application Type – Expansion/Diversification)

9. Click the **'Next'** button.

<p>10. The system will redirect to the ‘Project Financing’ section.</p> <p>(Refer to Chapter 3 Common Sections for (All Application); 3.5 Project Financing; 3.5.2 Application Type - Expansion/Diversification)</p>
<p>11. Click the ‘Next’ button.</p> <p>12. The system will redirect to the ‘Manpower’ section.</p> <p>(Refer to Chapter 3 Common Sections for (All Application); 3.6 Manpower; 3.6.2 Application Type - Expansion/Diversification)</p>
<p>13. Click the ‘Next’ button.</p> <p>14. The system will redirect to the ‘Specific Industry’ section.</p> <p>(Refer to Chapter 3 Common Sections for (All Application); 3.7 Specific Industry; 3.7.2 Application Type - Expansion/Diversification)</p>
<p>15. Click the ‘Next’ button.</p> <p>16. The system will redirect to the ‘Additional Informationr’ section.</p> <p>17. (Refer to Chapter 3 Common Sections for (All Application); 3.8 Additional Information)</p>
<p>18. Click the ‘Next’ button.</p> <p>19. The system will redirect to the ‘Company Operation and Technology’ section.</p> <p>(Refer to Chapter 3 Common Sections for (All Application); 3.9 Company Operation and Technology)</p>
<p>20. Click the ‘Next’ button.</p> <p>21. The system will redirect to the ‘Supporting Documents’ section.</p> <p>(Refer to Chapter 3 Common Sections for (All Application): 3.10 Supporting Documents)</p>

Supporting Documents

Note: Supported file format:

We accept the following files under 10MB size and file name under 300 characters:

Acrobat (.pdf) , Excel (.xls, .xlsx) , PowerPoint (.ppt, .pptx) , Word (.doc, .docx) , Images (.jpg, .jif, .gif, .tiff)

[+ Add New Document](#)

No.	Documents to be submitted	Filename
1.	Machinery list and equipment in approved manufacturer's premise and indicate where the machinery and equipment will be located.	File Upload
2.	Manufacturing License issued under the Industrial Coordination Act 1975, or Confirmation Letter for a Company Exempted from Manufacturing License under the Industrial Coordination Act 1975 from MIDA (PDA).	File Upload
3.	Manufacturing Process flow chart.	File Upload

22. Click the **'Next'** button.

23. The system will redirect to the **'Eligibility Criteria'** section.

(Refer to Chapter 3 Common Sections for (All Application): 3.11 Eligibility Criteria)

24. The **'Eligibility Criteria'** output for Expansion Manufacturing Licence is based on 'Additional' investment details.

25. Click the **'Next'** button.

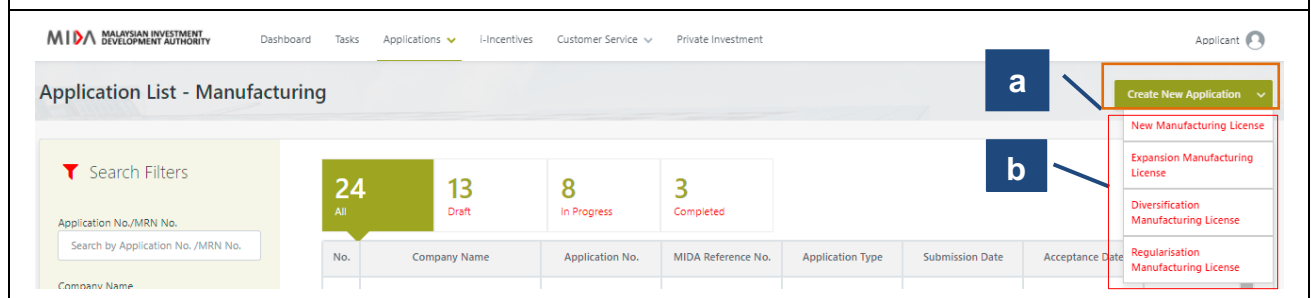
26. The system will redirect to the **'Declaration'** section.

(Refer to Chapter 3 Common Sections for (All Application): 3.12 Declaration)

4.3 Application for Manufacturing Licence on Diversification Project by a Licenced Manufacturer or by an Existing Non-Licenced Manufacturer

1. Once user successful navigate to the Manufacturing Licence page :
 - a) Click the **[Create New Application]** button.
 - b) Then click the **[Diversification Manufacturing Licence]** button.

(Refer to Chapter 2 Invest Malaysia Online Portal; 2.3.4 Applications)



2. The system will redirect to the **'Company'** section.
(Refer to Chapter 3 Common Sections for (All Application); 3.1 Company)
3. Click the **'Next'** button.
4. The system will redirect to the **'Previous Approval Records'** section.
(Refer to Chapter 3 Common Sections for (All Application): 3.2 Previous Approval Records)
5. Click the **'Next'** button.
6. The system will redirect to the **'Application Information'** section.
(Refer to Chapter 3 Common Sections for (All Application): 3.3 Application Information; 3.3.3 Application Type - Diversification)
7. Click the **'Next'** button.
8. The system will redirect to the **'Project Cost'** section.
(Refer to Chapter 3 Common Sections for (All Application); 3.4 Project Cost; 3.4.2 Application Type – Expansion/Diversification)
9. Click the **'Next'** button.

<p>10. The system will redirect to the ‘Project Financing’ section.</p> <p>(Refer to Chapter 3 Common Sections for (All Application); 3.5 Project Financing; 3.5.2 Application Type - Expansion/Diversification)</p>
<p>11. Click the ‘Next’ button.</p> <p>12. The system will redirect to the ‘Manpower’ section.</p> <p>(Refer to Chapter 3 Common Sections for (All Application); 3.6 Manpower; 3.6.2 Application Type - Expansion/Diversification)</p>
<p>13. Click the ‘Next’ button.</p> <p>14. The system will redirect to the ‘Specific Industry’ section.</p> <p>(Refer to Chapter 3 Common Sections for (All Application); 3.7 Specific Industry; 3.7.2 Application Type - Expansion/Diversification)</p>
<p>15. Click the ‘Next’ button.</p> <p>16. The system will redirect to the ‘Additional Informationr’ section.</p> <p>17. (Refer to Chapter 3 Common Sections for (All Application); 3.8 Additional Information)</p>
<p>18. Click the ‘Next’ button.</p> <p>19. The system will redirect to the ‘Company Operation and Technology’ section.</p> <p>(Refer to Chapter 3 Common Sections for (All Application); 3.9 Company Operation and Technology)</p>
<p>20. Click the ‘Next’ button.</p> <p>21. The system will redirect to the ‘Supporting Documents’ section.</p> <p>(Refer to Chapter 3 Common Sections for (All Application): 3.10 Supporting Documents)</p>

Supporting Documents

Note: Supported file format:

We accept the following files under 10MB size and file name under 300 characters:

Acrobat (.pdf) , Excel (.xls, .xlsx) , PowerPoint (.ppt, .pptx) , Word (.doc, .docx) , Images (.jpg, .jpeg, .gif, .tiff)

[+ Add New Document](#)

No.	Documents to be submitted	Filename
1.	Machinery list and equipment in approved manufacturer's premise and indicate where the machinery and equipment will be located.	File Upload
2.	Manufacturing License issued under the Industrial Coordination Act 1975, or Confirmation Letter for a Company Exempted from Manufacturing License under the Industrial Coordination Act 1975 from MIDA (PDA).	File Upload
3.	Manufacturing Process flow chart.	File Upload

22. Click the **'Next'** button.

23. The system will redirect to the **'Eligibility Criteria'** section.

(Refer to Chapter 3 Common Sections for (All Application): 3.11 Eligibility Criteria)

24. The **'Eligibility Criteria'** output for Diversification Manufacturing Licence is based on 'Additional' investment details.

25. Click the **'Next'** button.

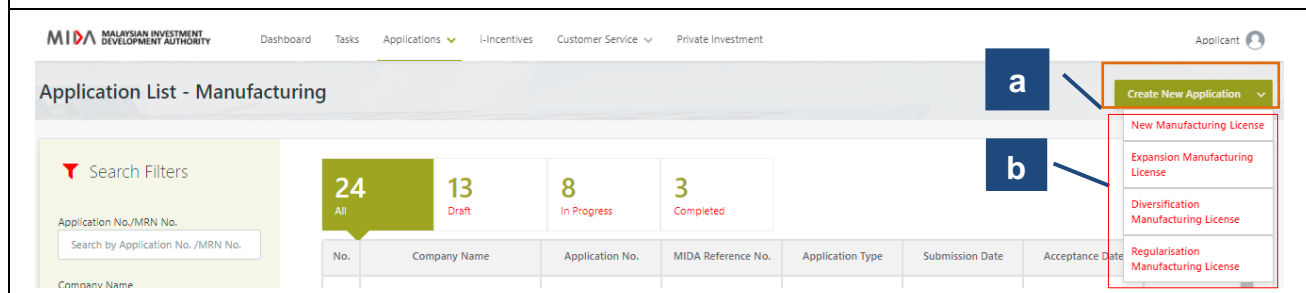
26. The system will redirect to the **'Declaration'** section.

(Refer to Chapter 3 Common Sections for (All Application): 3.12 Declaration)

4.4 Application for Manufacturing Licence on a Regularisation Project

1. Once user successful navigate to the Manufacturing Licence page :
 - a) Click the **[Create New Application]** button.
 - b) Then click the **[Regularisation Manufacturing Licence]** button.

(Refer to Chapter 2 Invest Malaysia Online Portal; 2.3.4 Applications)



2. The system will redirect to the **'Company'** section.
(Refer to Chapter 3 Common Sections for (All Application); 3.1 Company)
3. Click the **'Next'** button.
4. The system will redirect to the **'Previous Approval Records'** section.
(Refer to Chapter 3 Common Sections for (All Application): 3.2 Previous Approval Records)
5. Click the **'Next'** button.
6. The system will redirect to the **'Application Information'** section.
(Refer to Chapter 3 Common Sections for (All Application): 3.3 Application Information; 3.3.4 Application Type - Regularisation)
7. Click the **'Next'** button.
8. The system will redirect to the **'Project Cost'** section.
(Refer to Chapter 3 Common Sections for (All Application); 3.4 Project Cost; 3.4.1 Application Type - Expansion/Diversification/Regularisation)
9. Click the **'Next'** button.
10. The system will redirect to the **'Project Financing'** section.
(Refer to Chapter 3 Common Sections for (All Application); 3.5 Project

Financing; 3.5.2 Application Type - Expansion/Diversification/Regularisation)
<p>11. Click the 'Next' button.</p> <p>12. The system will redirect to the 'Manpower' section.</p> <p>(Refer to Chapter 3 Common Sections for (All Application); 3.6 Manpower; 3.6.2 Application Type - Expansion/Diversification/Regularisation)</p>
<p>13. Click the 'Next' button.</p> <p>14. The system will redirect to the 'Specific Industry' section.</p> <p>(Refer to Chapter 3 Common Sections for (All Application); 3.7 Specific Industry; 3.7.2 Application Type - Expansion/Diversification/Regularisation)</p>
<p>15. Click the 'Next' button.</p> <p>16. The system will redirect to the 'Additional Information' section.</p> <p>17. (Refer to Chapter 3 Common Sections for (All Application); 3.8 Additional Information)</p>
<p>18. Click the 'Next' button.</p> <p>19. The system will redirect to the 'Company Operation and Technology' section.</p> <p>(Refer to Chapter 3 Common Sections for (All Application); 3.9 Company Operation and Technology)</p>
<p>20. Click the 'Next' button.</p> <p>21. The system will redirect to the 'Supporting Documents' section.</p> <p>(Refer to Chapter 3 Common Sections for (All Application): 3.10 Supporting Documents)</p> <p>22. The highlighted columns are mandatory documents that user needs to upload in order to submit the application.</p>

Supporting Documents

Note: Supported file format:

We accept the following files under 10MB size and file name under 300 characters:

Acrobat (.pdf) , Excel (.xls, .xlsx) , PowerPoint (.ppt, .pptx) , Word (.doc, .docx) , Images (.jpg, .jpeg, .gif, .tiff)

+ Add Document

No.	Documents to be submitted	Filename
1.	Business Premise License from the Local Authority. This is applicable to a company exempted from Manufacturing License under the Industrial Coordination Act 1975 *	File Upload
2.	Latest financial audited account *	File Upload
3.	Latest printout of SSM Company Profile (e-info) by Companies Commission of Malaysia (SSM) with Nature of Business stated *	File Upload
4.	Manufacturing Process flow chart *	File Upload
5.	Manufacturing License issued under the Industrial Coordination Act 1975, or Confirmation Letter for a Company Exempted from Manufacturing License under the Industrial Coordination Act 1975 from MIDA (ICA10)	File Upload
6.	Machinery list and equipment in approved manufacturer's premise and indicate where the machinery and equipment will be located	File Upload
7.	Copy of all previous incentives / grants	File Upload

23. Click the **'Next'** button.

24. The system will redirect to the **'Eligibility Criteria'** section.

(Refer to Chapter 3 Common Sections for (All Application): 3.11 Eligibility Criteria)

25. The **'Eligibility Criteria'** output for Regularisation Manufacturing Licence is based on the total of 'Existing' and 'Additional' investment details.

26. Click the **'Next'** button.

27. The system will redirect to the **'Declaration'** section.

(Refer to Chapter 3 Common Sections for (All Application): 3.12 Declaration)

Appendix 1: System Flow Diagram

